

City of Canadian



Budget 2021-2022

**ANNUAL BUDGET
OF THE
CITY OF CANADIAN, TEXAS
FOR THE
FISCAL YEAR BEGINNING OCTOBER 1, 2021**

CITY COUNCIL

Terrill Bartlett - Mayor

Gary Prater - Mayor Pro Tem

Chase Smyth - Council Member

Wendie Cook - Council Member

Jonilyn Hanes - Council Member

Ashlee Talley - Council Member

ADMINISTRATIVE STAFF

Joe Jarosek - City Manager

Kimberly Sloat - City Secretary

Approved by the
CITY OF CANADIAN CITY COUNCIL

SEPTEMBER 21, 2021

Table of Contents

Introduction	i
Fiscal Year 2021-2022 Tax Rate	ii
Notice About 2021 Tax Rates	iii
Budget Ordinance	iv
Tax Ordinance	v-vi

STATISTICAL SUMMARIES

<u>Title</u>	<u>Page #</u>
2021 - 2022 Annual Budget Consolidated Summary of Revenues and Expenditures	1
Summary of All Proposed Expenditures FY 2021 - 2022	2-3
Summary of All Proposed Revenues FY 2021 – 22	4-5
General Fund Summary of Revenues and Expenditures	6
Water & Wastewater (Sewer) Fund Summary of Revenues and Expenditures	7
Sanitation Fund Summary of Revenues and Expenditures	8
Cultural Arts & Recreational Enhancement (C.A.R.E.) Fund Summary of Revenues and Expenditures	9
Golf Fund Summary of Revenues and Expenditures	10
Analysis of Tax Rate	11
General Obligation Refunding Bonds Series 2019	12

DEPARTMENT ACCOUNTS: Budget Summaries & Appropriation Details

Annual Budget Summary - City Council	13
City Council #10-01	14
Annual Budget Summary - Administration	15
Administration #10-02	16
Annual Budget Summary - Legal	17
Legal #10-03	18
Annual Budget Summary - Tax	19
Tax Office #10-04	20
Annual Budget Summary – Elections	21
Elections #10-07	22
Annual Budget Summary – Community Service	23

Community Service #10-08	24
Annual Budget Summary – Street	25
Street #10-13	26
Annual Budget Summary – Public Works	27
Public Works #10-14	28
Annual Budget Summary – Swimming Pool	29
Swimming Pool #10-15	30
Annual Budget Summary – Support Services	31
Support Services #10-17	32
Annual Budget Summary – Maintenance	33
Maintenance #10-19	34
Annual Budget Summary – Water & Sewer	35
Water & Sewer #11-21	36 - 37
Annual Budget Summary – Utility Billing	38
Utility Billing #11-22	39
Annual Budget Summary – Trash Collection	40
Trash Collection #12-30	41
Annual Budget Summary – Transfer Station	42
Transfer Station #12-32	43
Annual Budget Summary – Cultural Arts & Recreational Enhancement(C.A.R.E.)	44
C.A.R.E. #13-53	45
Annual Budget Summary – Golf Course	46
Golf Course #14-40	47
Annual Budget Summary – Hotel Occupancy Tax	48
Hotel Occupancy Tax #18-42	49

October 1, 2021

Honorable Mayor and City Council
City of Canadian
6 Main
Canadian, Texas 79014

Mayor and City Council:

In accordance with Texas Civil Statutes, I respectfully present the 2021 – 2022 Fiscal Year Budget for the City of Canadian as approved by the Canadian City Council on September 20, 2021. The budget beginning October 1, 2021, and ending September 30, 2022, provides for total revenues and total expenditures of \$ 5,474,547. The 2021 certified net taxable value of proper in the City of Canadian is \$124,185,210.


The *ad valorem* tax rate as established by the Council for FY 2021-2022 is \$.723489 per \$100 of assessed valuation. There is a \$ 25,000 increase of Sales Tax revenue predicted from the previous fiscal year.

Major projects undertaken by the City of Canadian during FY 2020- 2021 included a water - meter replacement program and utility relocation at U.S. Highway 60/83. The City's allocation of nearly \$ 150,000 of Coronavirus Relief Funds via Coronavirus Aid, Relief, and Economic Security Act (CARES Act) enabled the city to offset coronavirus expenses and assist The Hemphill County Hospital District, Canadian Independent School District and Hemphill – Canadian Economic Development Corporation.

The focus of the capital improvement program of this budget year will be the rehabilitation of the Red Deer Sewer Lift Station. The acquisition of approximately \$ 670,000 of American Rescue Act (ARA) Program funds and an additional injection of \$ 182,000 from Hemphill County's share of ARA will assist in the fruition of this project. Capital expenditures have also been allotted for public works equipment. Trash collection rates that were increased in 2016 and 2019 contributed to a buildup of Sanitation funds that will enable the replacement of a trash collection truck.

The FY 2021-2022 Annual Budget provides for all City of Canadian services at existing levels. Staff is dedicated to operating within the limits outlined in the Budget, and we are looking forward to the challenges that will present themselves throughout the upcoming year. It is our policy to provide a level of service that exceeds the expectations of the citizens whom we serve.

Respectfully Submitted,



Joe Jarosek, City Manager

City of Canadian

Fiscal Year 2021-2022 Tax Rate

This year's tax rate does not exceed the no – new – revenue tax rate. THIS TAX RATE WILL RAISE MORE TAXES FOR MAINTENANCE AND OPERATIONSTHAN LAST YEAR'S TAX RATE.

The tax rate will effectively be raised by 4.53 percent and will raise taxes for maintenance and operations on a \$ 100,000 home by approximately \$ 42.46.

This increase is attributed to the reduction of debt service, which increased that maintenance and operations rate.

Notice About 2021 Tax Rates

Property Tax Rates in City of Canadian

This notice concerns the 2021 property tax rates for City of Canadian. This notice provides information about two tax rates used in adopting the current tax year's tax rate. The no-new-revenue tax rate would impose the same amount of taxes as last year if you compare properties taxed in both years. In most cases, the voter-approval tax rate is the highest tax rate a taxing unit can adopt without holding an election. In each case, these rates are calculated by dividing the total amount of taxes by the current taxable value with adjustments as required by state law. The rates are given per \$100 of property value.

This year's no-new-revenue tax rate: \$0.728588/\$100
This year's voter-approval tax rate: \$0.723489/\$100

To see the full calculations, please visit cityofcanadiantexas.com for a copy of the Tax Rate Calculation Worksheet.

Unencumbered Fund Balance

The following estimated balances will be left in the unit's accounts at the end of the fiscal year. These balances are not encumbered by a corresponding debt obligation.

Type of Fund	Balance
	0

Current Year Debt Service

The following amounts are for long-term debts that are secured by property taxes. These amounts will be paid from upcoming property tax revenues (*or additional sales tax revenues, if applicable*).

Description of Debt	Principal or Contract Payment to be Paid from Property Taxes	Interest to be Paid from Property Taxes	Other Amounts to be Paid	Total Payment
2019 Certificate of Obligation	32,835	11,715	0	44,550

Total required for 2021 debt service	\$44,550
- Amount (if any) paid from funds listed in unencumbered funds	\$0
- Amount (if any) paid from other resources	\$0
- Excess collections last year	\$0
= Total to be paid from taxes in 2021	\$44,550
+ Amount added in anticipation that the unit will collect only 97.21% of its taxes in 2021	\$1,278
= Total debt levy	\$45,828

This notice contains a summary of actual no-new-revenue and voter-approval calculations as certified by Belinda Leatherman, Tax Assessor/Collector on August 6, 2021.

ORDINANCE No. 730

AN ORDINANCE ADOPTING AND APPROVING A BUDGET FOR THE CITY OF CANADIAN, TEXAS FOR THE FISCAL YEAR OCTOBER 1, 2021 THROUGH SEPTEMBER 30, 2022.


WHEREAS, heretofore, a budget for the Year October 1, 2021, through September 30, 2022, has been prepared by the City staff for the City of Canadian, Texas, and;

WHEREAS, said budget has been prepared and presented by the City Manager in accordance with Chapter 102, Subchapter .007 of the Local Government Code, and;

WHEREAS, further, after full and final consideration, and it is the consensus of opinion that the budget, as filed, should be approved. The financial condition and comparative expenditures as filed have been duly considered;


THEREFORE, BE IT ORDAINED BY THE CITY COUNCIL OF THE CITY OF CANADIAN, TEXAS, that the City Council of the City of Canadian ratify, adopt and approve the budget as filed and amended for the Fiscal Year, beginning October 1, 2021 and ending September 30, 2022.

PASSED AND APPROVED THIS, THE 23rd DAY OF AUGUST 2021.



Terrill Bartlett, Mayor

ATTEST:


Kimberly Sloat, City Secretary

ORDINANCE NO. 732

AN ORDINANCE SETTING THE TAX RATE AND LEVYING A TAX UPON ALL PROPERTY SUBJECT TO TAXATION WITHIN THE CITY OF CANADIAN, TEXAS, FOR THE YEAR 2021; PROVIDING FOR A DISCOUNT FOR EARLY PAYMENT OF SUCH TAXES; ASSESSING PENALTY AND INTEREST FOR THE NON-PAYMENT OF SUCH TAXES WITHIN THE TIME SET; AND PROVIDING FOR THE COLLECTION OF SUCH TAXES.

BE IT ORDAINED BY THE CITY COUNCIL OF THE CITY OF CANADIAN, TEXAS:

SECTION I

That there shall be and the same is hereby levied and shall be assessed and collected for the year 2021, an ad valorem tax of \$0.723489 on each One Hundred Dollars (\$100.00) worth of property at One Hundred Percent (100%) assessed valuation located within the present City Limits of the City of Canadian and subject to taxation by law, which said taxes when collected shall be appropriated as follows:

For Maintenance and Operations - \$0.688673

For Interest and Sinking - \$0.034816

THIS TAX RATE WILL RAISE MORE TAXES FOR MAINTENANCE AND OPERATIONS THAN LAST YEAR'S TAX RATE.

THE TAX RATE WILL EFFECTIVELY BE RAISED BY 4.53 PERCENT AND WILL RAISE TAXES FOR MAINTENANCE AND OPERATIONS ON A \$ 100,000 HOME BY APPROXIMATELY \$ 42.46

SECTION II

That a discount of three percent (3%) be allowed on the above levied taxes that are paid during the month of October, 2021, that there be a discount of two percent (2%) allowed on the above levied taxes that are paid in the month of November, 2021, and that there be a discount of one percent (1%) allowed on the above levied taxes that are paid in the month of December, 2021.

SECTION III

That all ad valorem taxes shall be paid before February 1, 2022, and taxes not paid before that date shall be delinquent and all persons or property owners failing to pay taxes owed before the delinquent date shall be charged interest at a rate of one percent (1%) for

each month or portion of a month the tax remains unpaid; and in addition to interest, shall be charged a penalty of six percent (6%) of the principal amount of the tax for the first calendar month it is delinquent, plus one percent (1%) for each additional month or portion of a month the tax remains unpaid prior to July 1, 2022. However, a tax delinquent on July 1, 2022, incurs a total penalty of twelve percent (12%) of the amount of the delinquent tax without regard to the number of months the tax has been delinquent.

SECTION IV


That the Tax Assessor and Collector of the City of Canadian is hereby directed to assess, extend, and enter upon the tax rolls of the City of Canadian, Texas, for the current taxable year, the amounts and rates herein levied and to keep a current account of same, and when so collected, the same is to be deposited in the depository of the City of Canadian.

PASSED AND APPROVED THIS 20TH DAY OF SEPTEMBER 2021.



Mayor

ATTEST:



City Secretary

2021-2022 ANNUAL BUDGET

CONSOLIDATED SUMMARY OF REVENUES AND EXPENDITURES

	ACTUAL 2019-2020	ESTIMATED 2020-2021	PROPOSED 2021-2022
Revenues			
General Fund	\$1,603,505.00	\$ 1,710,562.00	\$ 1,681,774.00
Debt Service	\$97,843.00	\$ 46,899.00	\$ 45,585.00
Water & Sewer Fund	\$1,547,391.00	\$ 3,714,792.00	\$ 1,964,481.00
Sanitation Fund	\$558,049.00	\$ 620,820.00	\$ 607,800.00
C.A.R.E. Fund	\$1,361.00	\$ 50,000.00	\$ 50,000.00
Golf Fund	\$193,248.00	\$ 180,850.00	\$ 184,520.00
Special Revenue Fund - Hotel Motel Tax	\$161,085.00	\$ 69,574.00	\$ 68,184.00
Subtotal of Revenues without Fund Reserves	<u>\$4,162,482.00</u>	<u>\$ 6,393,497.00</u>	<u>\$ 4,602,344.00</u>
General Fund Reserves	\$34,641.00	\$ 464,400.00	\$ 186,417.00
Water Fund Reserves	\$0.00	\$ 507,216.00	\$ 485,786.00
HOT Reserves	\$306,484.00	\$ -	\$ -
Sanitation Fund Reserves	\$0.00	\$ -	\$ 200,000.00
Total Reserves	<u>\$341,125.00</u>	<u>\$ 971,616.00</u>	<u>\$ 872,203.00</u>
Total Revenues	<u>\$4,503,607.00</u>	<u>\$ 7,365,113.00</u>	<u>\$ 5,474,547.00</u>
Expenditures			
General Fund	\$1,309,009.00	\$ 1,460,293.00	\$ 1,814,371.00
Water & Sewer Fund	\$1,268,726.00	\$ 4,672,008.00	\$ 2,451,073.00
Sanitation Fund	\$517,495.00	\$ 484,972.00	\$ 807,786.00
C.A.R.E. Fund	\$0.00	\$ 1,361.00	\$ 50,000.00
Golf Fund	\$227,889.00	\$ 195,250.00	\$ 239,897.00
Special Revenue Fund - Hotel Motel Tax	\$467,569.00	\$ 43,230.00	\$ 68,184.00
Debt Service CO - 2019 Series	\$43,021.00	\$ 44,550.00	\$ 43,236.00
	<u>\$3,833,709.00</u>	<u>\$ 6,901,664.00</u>	<u>\$ 5,474,547.00</u>
ENDING BALANCE OF ALL FUNDS	\$669,898.00	\$ 463,449.00	\$ -

Summary of All Proposed Expenditures
FY 2021--2022

	Personnel Services	Supplies/Materials	Maint. Bldgs. Structures, ETC.
General Fund			
City Council	\$0.00	\$500.00	\$0.00
Administration	\$212,500.00	\$13,950.00	\$2,450.00
Legal	\$0.00	\$100.00	\$0.00
Tax	\$0.00	\$0.00	\$0.00
Elections	\$0.00	\$1,000.00	\$0.00
Community Services	\$0.00	\$0.00	\$0.00
Street	\$100,500.00	\$20,450.00	\$162,000.00
Public Works	\$98,550.00	\$7,250.00	\$0.00
Swimming Pool	\$31,500.00	\$22,350.00	\$1,600.00
Support Services	\$79,400.00	\$31,750.00	\$4,100.00
Maintenance	<u>\$62,822.00</u>	<u>\$16,950.00</u>	<u>\$600.00</u>
	\$585,272.00	\$114,300.00	\$170,750.00
Water & Sewer Fund			
Water & Sewer	\$220,206.00	\$53,500.00	\$107,000.00
Utility Billing	<u>\$39,500.00</u>	<u>\$10,000.00</u>	<u>\$0.00</u>
	\$259,706.00	\$63,500.00	\$107,000.00
Sanitation Fund			
Trash Collection	\$91,350.00	\$40,700.00	\$1,000.00
Transfer Station	<u>\$144,000.00</u>	<u>\$36,500.00</u>	<u>\$10,000.00</u>
	\$235,350.00	\$77,200.00	\$11,000.00
C.A.R.E. Fund			
C.A.R.E.	<u>\$0.00</u>	<u>\$0.00</u>	<u>\$0.00</u>
	\$0.00	\$0.00	\$0.00
Golf Course Fund			
Golf Course	<u>\$54,700.00</u>	<u>\$27,950.00</u>	<u>\$11,000.00</u>
	\$54,700.00	\$27,950.00	\$11,000.00
Debt			
CO - 2019 Series	<u>\$0.00</u>	<u>\$0.00</u>	<u>\$0.00</u>
	\$0.00	\$0.00	\$0.00
Special Revenue			
Hotel Occupancy Tax Fund	<u>\$0.00</u>	<u>\$0.00</u>	<u>\$1,000.00</u>
	\$0.00	\$0.00	\$1,000.00
TOTALS	\$1,135,028.00	\$282,950.00	\$300,750.00

GENERAL FUND RESERVE UTILIZATION:

C.A.R.E. \$ 50,000

G.F. Capital Outlays \$ 81,000

Golf Capital Outlays/Overages \$ 55,377

Total G.F. Reserves \$ 186,417

WATER & SEWER RESERVE

W & S Capital Outlays

W & S Capital Improvements

UTILIZATION:

\$ 109,598

\$ 376,188

\$485,786.00

SANITATION FUND RESERVE

Capital Outlays

UTILIZATION:

\$ 200,000

Maint. Equip. Machinery, Etc	Contractual Services	Capital Outlay	Debt Services	Total
\$0.00	\$10,050.00	\$0.00	\$0.00	\$10,550.00
\$1,250.00	\$357,186.00	\$0.00	\$0.00	\$587,336.00
\$0.00	\$8,000.00	\$0.00	\$0.00	\$8,100.00
\$0.00	\$42,000.00	\$0.00	\$0.00	\$42,000.00
\$0.00	\$2,000.00	\$0.00	\$0.00	\$3,000.00
\$4,600.00	\$24,825.00	\$0.00	\$0.00	\$29,425.00
\$12,600.00	\$109,593.00	\$59,500.00	\$0.00	\$464,643.00
\$540.00	\$57,046.00	\$0.00	\$0.00	\$163,386.00
\$10,750.00	\$20,300.00	\$0.00	\$0.00	\$86,500.00
\$9,950.00	\$135,577.00	\$0.00	\$0.00	\$260,777.00
<u>\$3,400.00</u>	<u>\$53,382.00</u>	<u>\$21,500.00</u>	<u>\$0.00</u>	<u>\$158,654.00</u>
\$43,090.00	\$819,959.00	\$81,000.00	\$0.00	\$1,814,371.00
\$15,663.00	\$391,691.00	\$1,226,788.00	\$364,972.00	\$2,379,820.00
<u>\$0.00</u>	<u>\$21,753.00</u>	<u>\$0.00</u>	<u>\$0.00</u>	<u>\$71,253.00</u>
\$15,663.00	\$413,444.00	\$1,226,788.00	\$364,972.00	\$2,451,073.00
\$18,500.00	\$112,231.00	\$200,000.00	\$0.00	\$463,781.00
<u>\$12,050.00</u>	<u>\$141,455.00</u>	<u>\$0.00</u>	<u>\$0.00</u>	<u>\$344,005.00</u>
\$30,550.00	\$253,686.00	\$200,000.00	\$0.00	\$807,786.00
<u>\$0.00</u>	<u>\$50,000.00</u>	<u>\$0.00</u>	<u>\$0.00</u>	<u>\$50,000.00</u>
\$0.00	\$50,000.00	\$0.00	\$0.00	\$50,000.00
<u>\$6,050.00</u>	<u>\$112,197.00</u>	<u>\$28,000.00</u>	<u>\$0.00</u>	<u>\$239,897.00</u>
\$6,050.00	\$112,197.00	\$28,000.00	\$0.00	\$239,897.00
<u>\$0.00</u>	<u>\$0.00</u>	<u>\$0.00</u>	<u>\$43,236.00</u>	<u>\$43,236.00</u>
\$0.00	\$0.00	\$0.00	\$43,236.00	\$43,236.00
<u>\$0.00</u>	<u>\$67,184.00</u>	<u>\$0.00</u>	<u>\$0.00</u>	<u>\$68,184.00</u>
\$0.00	\$67,184.00	\$0.00	\$0.00	\$68,184.00
\$95,353.00	\$1,716,470.00	\$1,535,788.00	\$408,208.00	\$5,474,547.00
Revenues Available				\$4,602,344.00
GENERAL FUND				
RESERVE		\$186,417		
SANITATION				
RESERVE		\$200,000		
WATER & SEWER				
RESERVES		\$485,786		
Total RESERVE				
FUNDS		\$872,203		
TOTAL REVENUES			\$5,474,547.00	
Total Revenues less Expenses				\$0.00

SUMMARY OF ALL PROPOSED REVENUES
FY 2021-2022

<u>10- GENERAL FUND</u>	<u>Account Code</u>	FY 2019-2020 Actual	FY 2020-2021 Estimated	FY 2021-22 Proposed
Current Property Taxes	402110	\$768,564.00	\$797,567.00	\$844,331.00
Delinquent Property Taxes	402120	\$15,782.00	\$9,000.00	\$9,000.00
Penalties and Interest	402130	\$9,548.00	\$8,810.00	\$8,810.00
Gross Receipts Taxes	402140	\$118,427.00	\$121,925.00	\$121,925.00
Sales Tax	402150	\$510,135.00	\$516,000.00	\$540,000.00
Liquor Tax	402160	\$4,404.00	\$2,000.00	\$6,900.00
Licenses & Permits	402210	\$383.00	\$0.00	\$0.00
Interest Income	402410	\$27,516.00	\$19,407.00	\$20,000.00
Leases and Rentals	402420	\$0.00	\$0.00	\$0.00
Oil and Gas Production	402830	\$847.00	\$1,623.00	\$1,500.00
Operating Transfers	402845	\$96,349.00	\$96,350.00	\$96,350.00
Miscellaneous Revenue	402850	\$33,648.00	\$106,422.00	\$0.00
Municipal Court Fines	403330	\$0.00	\$0.00	\$0.00
Licenses and Permits, Code	410210	\$0.00	\$0.00	\$0.00
Miscellaneous Revenues, S	413850	\$5,566.00	\$10,758.00	\$10,758.00
Swimming Pool Charges	415720	\$6,586.00	\$10,000.00	\$11,500.00
Swimming Pool Concession	415730	\$0.00	\$8,500.00	\$8,500.00
Dog Tags and Animal Fines	417320	\$3,300.00	\$2,200.00	\$2,200.00
Donations/Parks	417760	\$1,000.00	\$0.00	\$0.00
Support Service Miscellaneous		\$1,450.00	\$0.00	\$0.00
		<u>\$1,603,505.00</u>	<u>\$1,710,562.00</u>	<u>\$1,681,774.00</u>

11- WATER & SEWER FUND

Penalties, Sewer	420745	\$3,445.00	\$3,787.00	\$3,787.00
Sewer Sales	420750	\$465,438.00	\$389,000.00	\$491,576.00
Sewer Taps	420760	\$0.00	\$0.00	\$1,000.00
Hemphill County	420850	\$250,000.00	\$250,000.00	\$250,000.00
Licenses and Permits	421210	\$189.00	\$0.00	\$0.00
Leases and Rentals	421420	\$23,956.00	\$23,032.00	\$20,000.00
Water Sales	421740	\$656,460.00	\$500,000.00	\$644,659.00
Penalties, Water	421745	\$4,843.00	\$4,740.00	\$4,740.00
Water Taps and Connect Fe	421760	\$5,125.00	\$5,650.00	\$5,360.00
Operating Transfers	421845	\$0.00	\$0.00	\$0.00
Miscellaneous Revenue	421850	\$137,871.00	\$2,493,453.00	\$249,115.00
Other Revenue TRRA	421851	\$64.00	\$0.00	\$0.00
General Fund Revenue for Meters		\$0.00	\$450,000.00	\$0.00
Oher Revenue American Rescue Act		\$0.00	\$294,244.00	\$294,244.00
		<u>\$1,547,391.00</u>	<u>\$4,413,906.00</u>	<u>\$1,964,481.00</u>

12- SANITATION FUND

Penalties	430745	\$5,061.00	\$3,887.00	\$3,000.00
Trash Fees	430770	\$540,176.00	\$591,228.00	\$597,800.00
Miscellaneous Revenues	430850	\$5,604.00	\$200.00	\$2,000.00
Transfer Station Trash Fees	432770	\$2,244.00	\$9,674.00	\$0.00
Miscellaneous Revenue	432850	\$4,964.00	\$15,831.00	\$5,000.00
		<u>\$558,049.00</u>	<u>\$620,820.00</u>	<u>\$607,800.00</u>

13- C.A.R.E FUND

Operating Transfer In	436845	\$1,361.00	\$50,000.00	\$50,000.00
Grants/Donations	436850	\$0.00	\$0.00	\$0.00
		<u>\$1,361.00</u>	<u>\$50,000.00</u>	<u>\$50,000.00</u>

14- GOLF COURSE FUND

Intergovernmental Income	440510	\$50,000.00	\$45,000.00	\$48,000.00
Golf Green Fees	440790	\$23,446.00	\$19,203.00	\$19,204.00
Golf Cart Rentals	440791	\$27,605.00	\$24,927.00	\$23,172.00
Golf Course Charges	440795	\$85,870.00	\$85,670.00	\$87,144.00
Contributions	440796	\$0.00	\$50.00	\$1,000.00
Miscellaneous Revenue	440850	\$6,327.00	\$6,000.00	\$6,000.00
		<u>\$193,248.00</u>	<u>\$180,850.00</u>	<u>\$184,520.00</u>

18- SPECIAL REVENUE FUND/HOTEL OCCUPANCY TAX

Hotel Occupancy Tax	442170	\$61,085.00	\$69,574.00	\$68,184.00
<u>Donations & Grants</u>	442760	\$100,000.00	\$0.00	\$0.00
		<u>\$161,085.00</u>	<u>\$69,574.00</u>	<u>\$68,184.00</u>

50- DEBT SERVICE

Property Tax I&S	470110	\$94,401.00	\$44,550.00	\$42,371.00
Delinquent Property Taxes	470120	\$1,628.00	\$1,349.00	\$2,214.00
Penalties and Interest	470130	\$1,814.00	\$1,000.00	\$1,000.00
		<u>\$97,843.00</u>	<u>\$46,899.00</u>	<u>\$45,585.00</u>

TOTAL CURRENT REVENUES		<u>\$4,162,482.00</u>	<u>\$7,092,611.00</u>	<u>\$4,602,344.00</u>
------------------------	--	-----------------------	-----------------------	-----------------------

**General Fund
Summary of Revenues And Expenditures**

	<u>Actual 2019-2020</u>	<u>Estimated 2020-2021</u>	<u>Proposed 2021-2022</u>
<u>BEGINNING FUND BALANCE</u>	\$4,458,496.00	\$4,712,992.00	\$4,408,861.00
<u>REVENUE</u>			
Current Property Taxes	\$768,564.00	\$797,567.00	\$844,331.00
Delinquent Property Taxes	\$15,782.00	\$9,000.00	\$9,000.00
Penalties and Interest	\$9,548.00	\$8,810.00	\$8,810.00
Gross Reciepts Taxes (Franchise)	\$118,427.00	\$121,925.00	\$121,925.00
Sales Tax	\$510,135.00	\$516,000.00	\$540,000.00
Liquor Tax	\$4,404.00	\$2,000.00	\$6,900.00
Interest Income	\$27,516.00	\$19,407.00	\$20,000.00
Leases and Rentals	\$0.00	\$0.00	\$0.00
Oil and Gas Production	\$847.00	\$1,623.00	\$1,500.00
Operating Transfers in	\$96,349.00	\$96,350.00	\$96,350.00
Municipal Court Fines	\$0.00	\$0.00	\$0.00
Licenses and Permits	\$383.00	\$0.00	\$0.00
Miscellaneous Revenues	\$33,648.00	\$106,422.00	\$0.00
Miscellaneous Revenues, Street	\$5,566.00	\$10,758.00	\$10,758.00
Swimming Pool Charges	\$6,586.00	\$10,000.00	\$11,500.00
Swimming Pool Concessions	\$0.00	\$8,500.00	\$8,500.00
Dog Tags and Animal Fines	\$3,300.00	\$2,200.00	\$2,200.00
Doantions/Parks	\$1,000.00	\$0.00	\$0.00
Support Services Miscellaneous	\$1,450.00	\$0.00	\$0.00
TOTAL CURRENT REVENUE	\$1,603,505.00	\$1,710,562.00	\$1,681,774.00
 TOTAL FUNDS AVAILABLE	 \$6,062,001.00	 \$6,423,554.00	 \$6,090,635.00
 <u>DISBURSEMENTS</u>			
City Council	\$2,044.00	\$1,750.00	\$10,550.00
Administration	\$462,790.00	\$543,144.00	\$587,336.00
Legal	\$7,200.00	\$6,200.00	\$8,100.00
Tax Office	\$32,871.00	\$37,000.00	\$42,000.00
Elections	\$2,069.00	\$1,811.00	\$3,000.00
Community Services	\$34,215.00	\$42,506.00	\$29,425.00
Street	\$240,317.00	\$311,646.00	\$464,643.00
Public Works	\$123,158.00	\$109,380.00	\$163,386.00
Swimming Pool	\$52,936.00	\$74,750.00	\$86,500.00
Support Services	\$234,444.00	\$211,823.00	\$260,777.00
Maintenance	\$116,965.00	\$120,283.00	\$158,654.00
Transfer Out - Sanitation Fund	\$0.00	\$0.00	\$0.00
Transfer Out - Care Fund	\$0.00	\$50,000.00	\$0.00
Transfer Out - Golf Fund	\$40,000.00	\$40,000.00	\$40,000.00
Fund Reserves	\$0.00	\$464,400.00	\$186,417.00
 TOTAL EXPENDITURES	 \$1,349,009.00	 \$2,014,693.00	 \$2,040,788.00
 ENDING FUND BALANCE	 \$4,712,992.00	 \$4,408,861.00	 \$4,049,847.00

**Water And Wastewater (Sewer) Fund
Summary of Revenues And Expenditures**

	<u>Actual 2019-2020</u>	<u>Estimated 2021-2021</u>	<u>Proposed 2021-2022</u>
<u>BEGINNING FUND BALANCE</u>	\$334,024.00	\$612,709.00	\$354,607.00
<u>REVENUE</u>			
Water Sales	\$656,480.00	\$500,000.00	\$644,659.00
Sewer Sales	\$465,438.00	\$389,000.00	\$491,576.00
Water Taps and Connect Fees	\$5,125.00	\$5,650.00	\$5,360.00
Sewer Taps	\$0.00	\$0.00	\$1,000.00
Licenses & Permits	\$189.00	\$0.00	\$0.00
Interest Income	\$0.00	\$0.00	\$0.00
Leases & Rentals	\$23,956.00	\$23,032.00	\$20,000.00
Sale of Equipment	\$0.00	\$0.00	\$0.00
Note and Bond Proceeds	\$0.00	\$0.00	\$0.00
Grant Proceeds	\$0.00	\$0.00	\$0.00
W&S Reserve Funds	\$0.00	\$0.00	\$0.00
Utility Service Fee	\$0.00	\$0.00	\$0.00
Penalties	\$8,288.00	\$8,527.00	\$8,527.00
Misc. Revenue - Hemphill Co.	\$250,000.00	\$250,000.00	\$250,000.00
Operating ransfers - In	\$0.00	\$0.00	\$0.00
Misc. Revenue - Other	\$137,871.00	\$2,493,453.00	\$249,115.00
Other Revenue -TRRA	\$64.00	\$0.00	\$0.00
Other Revenue General Fund Reserves	\$0.00	\$450,000.00	\$0.00
Other Revenue America Rescue Act	\$0.00	\$294,244.00	\$294,244.00
TOTAL CURRENT REVENUE	\$1,547,411.00	\$4,413,906.00	\$1,964,481.00
 TOTAL FUNDS AVAILABLE	 \$1,881,435.00	 \$5,026,615.00	 \$2,319,088.00
 <u>DISBURSEMENTS</u>			
Water & Sewer	\$1,205,810.00	\$4,608,953.00	\$2,451,073.00
Utility Billing	\$62,916.00	\$63,055.00	\$71,253.00
 TOTAL EXPENDITURES	 \$1,268,726.00	 \$4,672,008.00	 \$2,522,326.00
 ENDING FUND BALANCE	 \$612,709.00	 \$354,607.00	 -\$203,238.00

**Sanitation Fund
Summary of Revenues And Expenditures**

	<u>Actual 2019-2020</u>	<u>Estimated 2020-2021</u>	<u>Proposed 2021-2022</u>
<u>BEGINNING FUND BALANCE</u>	\$79,471.00	\$146,707.00	\$251,670.00
<u>REVENUE</u>			
Intergovernmental Revenue	\$0.00	\$0.00	\$0.00
Penalties	\$5,061.00	\$3,887.00	\$3,000.00
Trash/Transfer Station Fees	\$542,420.00	\$600,902.00	\$597,786.00
Sale of Equipment	\$0.00	\$0.00	\$0.00
Bond Proceeds	\$0.00	\$0.00	\$0.00
Lease/Purchase Proceeds	\$0.00	\$0.00	\$0.00
Operating Transfers In	\$0.00	\$0.00	\$0.00
Miscellaneous Revenues	\$10,367.00	\$15,893.00	\$7,000.00
Sanitation Fund Reserves	\$0.00	\$0.00	\$200,000.00
	<hr/>	<hr/>	<hr/>
TOTAL CURRENT REVENUE	\$557,848.00	\$620,682.00	\$807,786.00
	<hr/>	<hr/>	<hr/>
TOTAL FUNDS AVAILABLE	\$637,319.00	\$767,389.00	\$1,867,242.00
	<hr/>	<hr/>	<hr/>
<u>DISBURSEMENTS</u>			
Trash	\$217,209.00	\$210,809.00	\$463,781.00
Transfer Station	\$273,403.00	\$304,910.00	\$344,005.00
	<hr/>	<hr/>	<hr/>
TOTAL EXPENDITURES	\$490,612.00	\$515,719.00	\$807,786.00
	<hr/>	<hr/>	<hr/>
ENDING FUND BALANCE	\$146,707.00	\$251,670.00	\$1,059,456.00

**Cultural Arts and Recreational Enhancement Fund
Summary of Revenues And Expenditures**

	<u>Actual 2019-2020</u>	<u>Estimated 2020-2021</u>	<u>Proposed 2021-2022</u>
<u>BEGINNING FUND BALANCE</u>	\$0.00	\$1,361.00	\$50,000.00
<u>REVENUE</u>			
Operating Transfers In	<u>\$1,361.00</u>	<u>\$50,000.00</u>	<u>\$50,000.00</u>
TOTAL CURRENT REVENUE	<u>\$1,361.00</u>	<u>\$50,000.00</u>	<u>\$50,000.00</u>
TOTAL FUNDS AVAILABLE	<u>\$1,361.00</u>	<u>\$51,361.00</u>	<u>\$100,000.00</u>
<u>DISBURSEMENTS</u>			
C.A.R.E.	<u>\$0.00</u>	<u>\$1,361.00</u>	<u>\$50,000.00</u>
TOTAL EXPENDITURES	<u>\$0.00</u>	<u>\$1,361.00</u>	<u>\$50,000.00</u>
ENDING FUND BALANCE	\$1,361.00	\$50,000.00	\$50,000.00

Golf Course Fund
Summary of Revenues And Expenditures

	<u>Actual 2019-2020</u>	<u>Estimated 2020-2021</u>	<u>Proposed 2021-2022</u>
<u>BEGINNING FUND BALANCE</u>	\$160,717.00	\$126,076.00	\$111,676.00
<u>REVENUE</u>			
Intergovernmental Revenue	\$50,000.00	\$45,000.00	\$48,000.00
Cart Rentals	\$27,605.00	\$24,927.00	\$23,172.00
Golf Green Fees	\$23,446.00	\$19,203.00	\$19,204.00
Golf Course Charges	\$85,870.00	\$85,670.00	\$87,144.00
Contributions	\$0.00	\$50.00	\$1,000.00
Miscellaneous Revenue	\$6,327.00	\$6,000.00	\$6,000.00
Interest Income	<u>\$0.00</u>	<u>\$0.00</u>	<u>\$0.00</u>
TOTAL CURRENT REVENUE	<u>\$193,248.00</u>	<u>\$180,850.00</u>	<u>\$184,520.00</u>
TOTAL FUNDS AVAILABLE	<u>\$353,965.00</u>	<u>\$306,926.00</u>	<u>\$296,196.00</u>
<u>DISBURSEMENTS</u>			
Golf Course	<u>\$227,889.00</u>	<u>\$195,250.00</u>	<u>\$239,897.00</u>
TOTAL EXPENDITURES	<u>\$227,889.00</u>	<u>\$195,250.00</u>	<u>\$239,897.00</u>
ENDING FUND BALANCE	\$126,076.00	\$111,676.00	\$56,299.00

ANALYSIS OF TAX RATE

FY 2021-2022

2021 Total Taxable Value	<u>\$124,185,210.00</u>
City Tax Rate (per \$100.00 Assessed Valuation)	\$1,241,852.00 0.723489
TOTAL ROLL	\$898,466.00
Estimated Collection 100%	\$898,466.00
Less 2.0% for October-December Discounts	\$898,466.00 \$17,969.00
TAX ROLL	<u><u>\$880,497.00</u></u>

DISTRIBUTION OF AD VALOREM TAXES

	TAX RATE PER \$100 VALUATION	
O&M	\$ 0.688673	\$855,230.00
I&S	<u>\$ 0.034816</u>	<u>\$43,236.00</u>
 TOTAL	 <u><u>\$0.723489</u></u>	 <u><u>\$898,466.00</u></u>

Net of Discounts for Operations and Maintenance

861,562 X .98 = \$ 844,331

Net of Discounts for Interest & Sinking Fund

\$ 43,236 x .98 = \$ 42,371

**CITY OF CANADIAN, TEXAS
GENERAL OBLIGATION REFUNDING BONDS
SERIES 2019
\$2,985,000**

**FISCAL YEAR
ENDING**

SEPTEMBER:	PRINCIPAL	INTEREST	TOTAL
2022	\$310,000.00	\$98,200.00	\$408,200.00
2023	\$330,000.00	\$85,400.00	\$415,400.00
2024	\$250,000.00	\$73,800.00	\$323,800.00
2025	\$260,000.00	\$63,600.00	\$323,600.00
2026	\$270,000.00	\$53,000.00	\$323,000.00
2027	\$280,000.00	\$42,000.00	\$322,000.00
2028	\$290,000.00	\$30,600.00	\$320,600.00
2029	\$305,000.00	\$18,700.00	\$323,700.00
2030	<u>\$315,000.00</u>	<u>\$6,300.00</u>	<u>\$321,300.00</u>
TOTAL:	\$2,610,000.00	\$471,600.00	\$3,081,600.00

DISTRIBUTION OF EXPENSES OF ORIGINAL 2008 & 2010 ISSUANCES

2008 SERIES (to General Fund)	10.59%
2010 SERIES (to Water and Wastewater Fund)	89.41%

	<u>PRINCIPAL</u>	INTEREST	TOTAL
2022 DISTRIBUTION:	\$310,000.00	\$98,200.00	\$408,200.00
GENERAL FUND:	\$32,829.00	\$10,399.38	\$43,228.38
W/WW:	\$277,171.00	\$87,800.62	\$364,971.62

ANNUAL BUDGET				
SUMMARY				
FUND GENERAL	FUNCTION LEGISLATIVE	DEPARTMENT/ACCOUNT CITY COUNCIL		ACCOUNT NUMBER 10-01
OBJECT CODE CLASSIFICATION		ACTUAL 2019-2020	ESTIMATED 2020-2021	PROPOSED 2021-2022
PERSONNEL SERVICES		\$0.00	\$0.00	\$0.00
SUPPLIES AND MATERIALS		\$671.00	\$400.00	\$500.00
MAINTENANCE OF BUILDINGS, STRUCTURES, LAND AND IMPROVEMENTS		\$0.00	\$0.00	\$0.00
MAINTENANCE OF EQUIPMENT, MACHINERY, TOOLS AND INSTALLATION		\$0.00	\$0.00	\$0.00
CONTRACTUAL SERVICES		\$1,373.00	\$1,350.00	\$10,050.00
CAPITAL OUTLAY		\$0.00	\$0.00	\$0.00
DEBT SERVICE		\$0.00	\$0.00	\$0.00
TOTAL ALL OBJECT CODES		<u>\$2,044.00</u>	\$1,750.00	\$10,550.00
PERSONNEL ALLOCATION				
POSITION CLASSIFICATION	EMPLOYEES	SALARY RANGE		
	PRESENT	PROPOSED	BASE	MAXIMUM
No Personnel in this Department				

CITY COUNCIL
#10-01

		<u>ACTUAL</u> <u>2019-2020</u>	<u>ESTIMATED</u> <u>2020-2021</u>	<u>PROPOSED</u> <u>2021-2022</u>
<u>SUPPLIES AND MATERIALS</u>				
201	Office Supplies	<u>\$671.00</u>	<u>\$400.00</u>	<u>\$500.00</u>
SUBTOTAL		<u><u>\$671.00</u></u>	<u><u>\$400.00</u></u>	<u><u>\$500.00</u></u>
<u>CONTRACTUAL SERVICES</u>				
506	Business & Travel	\$235.00	\$300.00	\$8,500.00
521	Membership & Subscription	\$1,123.00	\$1,000.00	\$1,500.00
523	Workers Compensation	<u>\$15.00</u>	<u>\$50.00</u>	<u>\$50.00</u>
SUBTOTAL		<u><u>\$1,373.00</u></u>	<u><u>\$1,350.00</u></u>	<u><u>\$10,050.00</u></u>
TOTAL ALL OBJECT CODES		<u><u>\$2,044.00</u></u>	<u><u>\$1,750.00</u></u>	<u><u>\$10,550.00</u></u>

ANNUAL BUDGET				
SUMMARY				
FUND GENERAL	FUNCTION GENERAL GOV.	DEPARTMENT/ACCOUNT ADMINISTRATION		ACCOUNT NUMBER 10-02
OBJECT CODE CLASSIFICATION		ACTUAL 2019-2020	ESTIMATED 2020-2021	PROPOSED 2021-2022
PERSONNEL SERVICES		\$197,473.00	\$203,314.00	\$212,500.00
SUPPLIES AND MATERIALS		\$12,787.00	\$6,500.00	\$13,950.00
MAINTENANCE OF BUILDINGS, STRUCTURES, LAND AND IMPROVEMENTS		\$4,595.00	\$1,700.00	\$2,450.00
MAINTENANCE OF EQUIPMENT, MACHINERY, TOOLS AND INSTALLATION		\$1,265.00	\$400.00	\$1,250.00
CONTRACTUAL SERVICES		\$246,670.00	\$331,230.00	\$357,186.00
TOTAL ALL OBJECT CODES		\$462,790.00	\$543,144.00	\$587,336.00
PERSONNEL ALLOCATION				
POSITION CLASSIFICATION	EMPLOYEES		SALARY RANGE	
	PRESENT	PROPOSED	BASE	MAXIMUM
City Manager	1	1		
City Secretary	1	1		
Office Clerk	1	1		

Administration
#10-02

		<u>ACTUAL</u> <u>2019-2020</u>	<u>ESTIMATED</u> <u>2020-2021</u>	<u>PROPOSED</u> <u>2021-2022</u>
<u>PERSONNEL SERVICES</u>				
101	Administration	\$161,901.00	\$165,014.00	\$174,000.00
102	Clerical	\$32,032.00	\$34,000.00	\$34,500.00
108	Special Projects	\$1,500.00	\$1,800.00	\$1,500.00
109	Incentive Pay	\$2,040.00	\$2,500.00	\$2,500.00
SUBTOTAL		<u>\$197,473.00</u>	<u>\$203,314.00</u>	<u>\$212,500.00</u>
<u>SUPPLIES AND MATERIALS</u>				
201	Office Supplies	\$11,034.00	\$5,000.00	\$12,000.00
203	Furniture/Fixtures	\$0.00	\$0.00	\$750.00
207	Minor Tools & Apparatus	\$457.00	\$650.00	\$400.00
208	Janitorial Supplies	\$908.00	\$500.00	\$400.00
210	Botanical	\$388.00	\$350.00	\$400.00
SUBTOTAL		<u>\$12,787.00</u>	<u>\$6,500.00</u>	<u>\$13,950.00</u>
<u>MAINTENANCE OF BUILDINGS, ETC.</u>				
301	Buildings & Grounds	\$4,595.00	\$1,700.00	\$2,450.00
SUBTOTAL		<u>\$4,595.00</u>	<u>\$1,700.00</u>	<u>\$2,450.00</u>
<u>MAINTENANCE OF EQUIPMENT</u>				
401	Office Equipment	\$0.00	\$0.00	\$350.00
403	Heating & Cooling	\$885.00	\$0.00	\$500.00
411	Radio	\$380.00	\$400.00	\$400.00
SUBTOTAL		<u>\$1,265.00</u>	<u>\$400.00</u>	<u>\$1,250.00</u>
<u>CONTRACTUAL SERVICES</u>				
501	Communication	\$7,676.00	\$7,700.00	\$7,700.00
503	Liability Insurance	\$8,027.00	\$8,000.00	\$8,500.00
505	Advertising	\$1,902.00	\$2,000.00	\$2,000.00
506	Business & Travel	\$6,119.00	\$5,000.00	\$12,500.00
508	Car Allowance	\$6,000.00	\$6,000.00	\$6,300.00
510	Contractual & Fee Basis Services	\$70,381.00	\$100,000.00	\$85,000.00
511	Utility Services	\$5,751.00	\$7,100.00	\$6,500.00
521	Membership & Subscription	\$2,890.00	\$3,000.00	\$3,000.00
523	Workers Compensation	\$485.00	\$800.00	\$800.00
524	Unemployment Compensation	\$432.00	\$571.00	\$780.00
525	Employee Retirement	\$35,011.00	\$36,000.00	\$52,727.00
526	Employee Insurance	\$43,994.00	\$47,805.00	\$46,518.00
527	Payroll Taxes	\$15,252.00	\$16,754.00	\$31,861.00
530	Miscellaneous	\$2,750.00	\$500.00	\$3,000.00
532	Operating Transfer Out	\$40,000.00	\$90,000.00	\$90,000.00
SUBTOTAL		<u>\$246,670.00</u>	<u>\$331,230.00</u>	<u>\$357,186.00</u>
TOTAL ALL OBJECT CODES		<u>\$462,790.00</u>	<u>\$543,144.00</u>	<u>\$587,336.00</u>

ANNUAL BUDGET				
SUMMARY				
FUND GENERAL	FUNCTION GENERAL GOV	DEPARTMENT/ACCOUNT LEGAL		ACCOUNT NUMBER 10-03
OBJECT CODE CLASSIFICATION		ACTUAL 2019-2020	ESTIMATED 2020-2021	PROPOSED 2021-2022
SUPPLIES AND MATERIALS		\$0.00	\$100.00	\$100.00
CONTRACTUAL SERVICES		\$7,200.00	\$6,100.00	\$8,000.00
TOTAL ALL OBJECT CODES		\$7,200.00	\$6,200.00	\$8,100.00
PERSONNEL ALLOCATION				
POSITION CLASSIFICATION	EMPLOYEES		SALARY RANGE	
	PRESENT	PROPOSED	BASE	MAXIMUM
No Personnel in this Department				

LEGAL
#10-03

	ACTUAL 2019-2020	ESTIMATED 2020-2021	PROPOSED 2021-2022
<u>SUPPLIES AND MATERIALS</u>			
201 Office Supplies	\$0.00	\$100.00	\$100.00
SUBTOTAL	\$0.00	\$100.00	\$100.00
<u>CONTRACTUAL SERVICES</u>			
506 Business & Travel	\$0.00	\$100.00	\$500.00
510 Contractual & Fee Basis Services	\$7,200.00	\$6,000.00	\$7,500.00
SUBTOTAL	\$7,200.00	\$6,100.00	\$8,000.00
TOTAL ALL OBJECT CODES	\$7,200.00	\$6,200.00	\$8,100.00

ANNUAL BUDGET				
SUMMARY				
FUND GENERAL	FUNCTION GENERAL GOV.	DEPARTMENT/ACCOUNT TAX		ACCOUNT NUMBER 10-04
OBJECT CODE CLASSIFICATION		ACTUAL 2019-2020	ESTIMATED 2020-2021	PROPOSED 2021-2022
PERSONNEL SERVICES		\$0.00	\$0.00	\$0.00
SUPPLIES AND MATERIALS		\$0.00	\$0.00	\$0.00
MAINTENANCE OF BUILDINGS, STRUCTURES, LAND AND IMPROVEMENTS		\$0.00	\$0.00	\$0.00
MAINTENANCE OF EQUIPMENT, MACHINERY, TOOLS AND INSTALLATION		\$0.00	\$0.00	\$0.00
CONTRACTUAL SERVICES		\$32,871.00	\$37,000.00	\$42,000.00
TOTAL ALL OBJECT CODES		\$32,871.00	\$37,000.00	\$42,000.00
PERSONNEL ALLOCATION				
POSITION CLASSIFICATION	EMPLOYEES		SALARY RANGE	
	PRESENT	PROPOSED	BASE	MAXIMUM
No Personnel in this Department				

TAX OFFICE
#10-04

	<u>ACTUAL</u> <u>2019-2020</u>	<u>ESTIMATED</u> <u>2020-2021</u>	<u>PROPOSED</u> <u>2021-2022</u>
<u>CONTRACTUAL SERVICES</u>			
510 Contractual & Fee Basis Services	<u>\$32,871.00</u>	<u>\$37,000.00</u>	<u>\$42,000.00</u>
SUBTOTAL	<u>\$32,871.00</u>	<u>\$37,000.00</u>	<u>\$42,000.00</u>
TOTAL ALL OBJECT CODES	<u>\$32,871.00</u>	<u>\$37,000.00</u>	<u>\$42,000.00</u>

ANNUAL BUDGET				
SUMMARY				
FUND GENERAL	FUNCTION ELECTIONS	DEPARTMENT/ACCOUNT ELECTIONS		ACCOUNT NUMBER 10-07
OBJECT CODE CLASSIFICATION		ACTUAL 2019-2020	ESTIMATED 2020-2021	PROPOSED 2021-2022
PERSONNEL SERVICES		\$0.00	\$0.00	\$0.00
SUPPLIES AND MATERIALS		\$1,996.00	\$0.00	\$1,000.00
MAINTENANCE OF BUILDINGS, STRUCTURES, LAND AND IMPROVEMENTS		\$0.00	\$0.00	\$0.00
MAINTENANCE OF EQUIPMENT, MACHINERY, TOOLS AND INSTALLATION		\$0.00	\$0.00	\$0.00
CONTRACTUAL SERVICES		\$73.00	\$1,811.00	\$2,000.00
CAPITAL OUTLAY		\$0.00	\$0.00	\$0.00
DEBT SERVICE		\$0.00	\$0.00	\$0.00
TOTAL ALL OBJECT CODES		\$2,069.00	\$1,811.00	\$3,000.00
PERSONNEL ALLOCATION				
POSITION CLASSIFICATION	EMPLOYEES		SALARY RANGE	
	PRESENT	PROPOSED	BASE	MAXIMUM
No Personnel in this Department				

ELECTIONS
#10-07

	ACTUAL 2019-2020	ESTIMATED 2020-2021	PROPOSED 2021-2022
<u>SUPPLIES AND MATERIALS</u>			
201 Office Supplies	\$1,996.00	\$0.00	\$1,000.00
SUBTOTAL	<u>\$1,996.00</u>	<u>\$0.00</u>	<u>\$1,000.00</u>
<u>CONTRACTUAL SERVICES</u>			
505 Advertising	\$43.00	\$311.00	\$500.00
510 Contractual & Fee Basis Services	\$30.00	\$1,500.00	\$1,500.00
SUBTOTAL	<u>\$73.00</u>	<u>\$1,811.00</u>	<u>\$2,000.00</u>
TOTAL ALL OBJECT CODES	<u>\$2,069.00</u>	<u>\$1,811.00</u>	<u>\$3,000.00</u>

ANNUAL BUDGET				
SUMMARY				
FUND GENERAL	FUNCTION PUBLIC SERVICE	DEPARTMENT/ACCOUNT COMMUNITY SERVICE		ACCOUNT NUMBER 10-08
OBJECT CODE CLASSIFICATION		ACTUAL 2019-2020	ESTIMATED 2020-2021	PROPOSED 2021-2022
PERSONNEL SERVICES		\$0.00	\$0.00	\$0.00
SUBTOTAL		\$0.00	\$0.00	\$0.00
SUPPLIES AND MATERIALS		\$0.00	\$0.00	\$0.00
SUBTOTAL		\$0.00	\$0.00	\$0.00
MAINTENANCE OF BUILDINGS, STRUCTURES, LAND AND IMPROVEMENTS		\$0.00	\$23,700.00	\$0.00
MAINTENANCE OF EQUIPMENT, MACHINERY, TOOLS AND INSTALLATION		\$0.00	\$0.00	\$4,600.00
CONTRACTUAL SERVICES		\$34,215.00	\$18,806.00	\$24,825.00
CAPITAL OUTLAY		\$0.00	\$0.00	\$0.00
DEBT SERVICE		\$0.00	\$0.00	\$0.00
TOTAL ALL OBJECT CODES		\$34,215.00	\$42,506.00	\$29,425.00
		PERSONNEL ALLOCATION		
	EMPLOYEES		SALARY RANGE	
POSITION CLASSIFICATION	PRESENT	PROPOSED	BASE	MAXIMUM
No Personnel in this Department				

COMMUNITY SERVICE
#10-08

		ACTUAL 2019-2020	ESTIMATED 2020-2021	PROPOSED 2021-2022
	<u>SUPPLIES AND MATERIALS</u>			
208	Janitorial Supplies	\$0.00	\$0.00	\$0.00
215	Other Supplies	<u>\$0.00</u>	<u>\$0.00</u>	<u>\$0.00</u>
	SUBTOTAL	<u><u>\$0.00</u></u>	<u><u>\$0.00</u></u>	<u><u>\$0.00</u></u>
	<u>MAINTENANCE OF BUILDINGS, ETC.</u>			
301	Buildings & Grounds	<u>\$0.00</u>	<u>\$23,700.00</u>	<u>\$0.00</u>
	SUBTOTAL	<u><u>\$0.00</u></u>	<u><u>\$23,700.00</u></u>	<u><u>\$0.00</u></u>
	<u>MAINTENANCE OF EQUIPMENT</u>			
403	Heating & Cooling	<u>\$0.00</u>	<u>\$0.00</u>	<u>\$4,600.00</u>
	SUBTOTAL	<u><u>\$0.00</u></u>	<u><u>\$0.00</u></u>	<u><u>\$4,600.00</u></u>
	<u>CONTRACTUAL SERVICES</u>			
503	Liability Insurance	\$ 4,923.00	\$5,031.00	\$5,000.00
510	Contractual & Fee Basis Services	\$0.00	\$0.00	\$2,000.00
511	Utility Services	\$29,202.00	\$13,500.00	\$17,500.00
513	Library	\$50.00	\$0.00	\$50.00
523	Workers' Compensation	<u>\$40.00</u>	<u>\$275.00</u>	<u>\$275.00</u>
	SUBTOTAL	<u><u>\$34,215.00</u></u>	<u><u>\$18,806.00</u></u>	<u><u>\$24,825.00</u></u>
	TOTAL ALL OBJECT CODES	<u><u>\$34,215.00</u></u>	<u><u>\$42,506.00</u></u>	<u><u>\$29,425.00</u></u>

		STREET #10-13		
		ACTUAL 2019-2020	ESTIMATED 2020-2021	PROPOSED 2021-2022
<u>PERSONNEL SERVICES</u>				
103	Operations & Maintenance	\$89,113.00	\$89,967.00	\$93,000.00
105	Overtime	\$560.00	\$1,000.00	\$4,000.00
108	Special Projects	\$1,000.00	\$1,200.00	\$1,000.00
109	Incentive Pay	\$2,160.00	\$2,040.00	\$2,500.00
SUBTOTAL		\$92,833.00	\$94,207.00	\$100,500.00
<u>SUPPLIES AND MATERIALS</u>				
201	Office Supplies	\$1,335.00	\$361.00	\$250.00
204	Uniforms & Clothing	\$938.00	\$750.00	\$900.00
205	Tires & Tubes	\$0.00	\$0.00	\$8,500.00
206	Motor Vehicle Supplies	\$2,677.00	\$3,638.00	\$2,500.00
207	Minor Tools & Apparatus	\$6,090.00	\$5,000.00	\$6,500.00
208	Janitorial Supplies	\$358.00	\$300.00	\$300.00
209	Chemical & Mechanical Supplies	\$154.00	\$1,200.00	\$1,500.00
215	Other Supplies	\$0.00	\$0.00	\$0.00
SUBTOTAL		\$11,552.00	\$11,249.00	\$20,450.00
<u>MAINTENANCE OF BUILDINGS, ETC.</u>				
301	Buildings & Grounds	\$454.00	\$1,500.00	\$2,000.00
314	Streets & Alleys	\$25,391.00	\$120,000.00	\$160,000.00
SUBTOTAL		\$25,845.00	\$121,500.00	\$162,000.00
<u>MAINTENANCE OF EQUIPMENT</u>				
402	Machinery	\$1,173.00	\$2,900.00	\$5,000.00
403	Heating & Cooling	\$0.00	\$300.00	\$500.00
404	Automotive Equipment	\$605.00	\$2,000.00	\$2,500.00
405	Shop Equipment	\$83.00	\$200.00	\$200.00
406	Minor Tools & Equipment	\$0.00	\$0.00	\$500.00
410	Signal & Sign System	\$1,463.00	\$300.00	\$2,500.00
411	Radio	\$800.00	\$750.00	\$1,400.00
SUBTOTAL		\$4,124.00	\$6,450.00	\$12,600.00
<u>CONTRACTUAL SERVICES</u>				
501	Communication	\$1,934.00	\$2,000.00	\$2,000.00
502	Rental of Equipment	\$0.00	\$500.00	\$500.00
503	Liability Insurance	\$3,335.00	\$3,720.00	\$3,720.00
505	Advertising	\$189.00	\$600.00	\$750.00
506	Business & Travel	\$279.00	\$500.00	\$2,000.00
510	Contractual & Fee Basis Services	\$5,843.00	\$5,000.00	\$10,500.00
511	Utility Services	\$4,470.00	\$4,223.00	\$4,500.00
521	Memberships & Subscriptions	\$1,143.00	\$800.00	\$800.00
523	Workers Compensation	\$5,121.00	\$6,450.00	\$6,600.00
524	Unemployment Compensation	\$288.00	\$357.00	\$520.00
525	Employee Retirement	\$15,956.00	\$17,032.00	\$23,521.00
526	Employee Insurance	\$30,683.00	\$30,135.00	\$39,968.00
527	Payroll Taxes	\$6,822.00	\$6,923.00	\$14,214.00
SUBTOTAL		\$76,063.00	\$78,240.00	\$109,593.00
<u>CAPITAL OUTLAY</u>				
602	Land	\$0.00	\$0.00	\$0.00
611	Machinery & Equipment	\$0.00	\$0.00	\$49,500.00
612	Other Equipment	\$0.00	\$0.00	\$10,000.00
613	Motor Vehicles	\$29,900.00	\$0.00	\$0.00
614	Shop Equipment	\$0.00	\$0.00	\$0.00
616	Street Improvements	\$0.00	\$0.00	\$0.00
620	Other Improvements	\$0.00	\$0.00	\$0.00
SUBTOTAL		\$29,900.00	\$0.00	\$59,500.00
TOTAL ALL OBJECT CODES		\$240,317.00	\$311,646.00	\$464,643.00

ANNUAL BUDGET				
SUMMARY				
FUND GENERAL	FUNCTION PUBLIC SERVICE	DEPARTMENT/ACCOUNT PUBLIC WORKS		ACCOUNT NUMBER 10-14
OBJECT CODE CLASSIFICATION		ACTUAL 2019-2020	ESTIMATED 2020-2021	PROPOSED 2021-2022
PERSONNEL SERVICES		\$76,132.00	\$77,708.00	\$98,550.00
SUPPLIES AND MATERIALS		\$7,910.00	\$5,800.00	\$7,250.00
MAINTENANCE OF BUILDINGS, STRUCTURES, LAND AND IMPROVEMENTS		\$0.00	\$0.00	\$0.00
MAINTENANCE OF EQUIPMENT, MACHINERY, TOOLS AND INSTALLATION		\$532.00	\$1,140.00	\$540.00
CONTRACTUAL SERVICES		\$38,584.00	\$24,732.00	\$57,046.00
CAPITAL OUTLAY		\$0.00	\$0.00	\$0.00
DEBT SERVICE		\$0.00	\$0.00	\$0.00
TOTAL ALL OBJECT CODES		\$123,158.00	\$109,380.00	\$163,386.00
PERSONNEL ALLOCATION				
POSITION CLASSIFICATION	EMPLOYEES		SALARY RANGE	
	PRESENT	PROPOSED	BASE	MAXIMUM
Director of Public Works	1	1		
Part - time Sumer Employees	3	3		

PUBLIC WORKS
#10-14

		ACTUAL 2019-2020	ESTIMATED 2020-2021	PROPOSED 2021-2022
<u>PERSONNEL SERVICES</u>				
101	Administration	\$74,672.00	\$76,108.00	\$81,950.00
106	Part-time	\$0.00	\$0.00	\$15,000.00
108	Special Projects	\$500.00	\$600.00	\$600.00
109	Incentive Pay	\$960.00	\$1,000.00	\$1,000.00
SUBTOTAL		<u>\$76,132.00</u>	<u>\$77,708.00</u>	<u>\$98,550.00</u>
<u>SUPPLIES AND MATERIALS</u>				
201	Office Supplies	\$248.00	\$100.00	\$250.00
204	Uniforms	\$5,926.00	\$4,500.00	\$4,500.00
205	Tires & Tubes	\$0.00	\$0.00	\$500.00
206	Motor Vehicle Supplies	\$864.00	\$1,000.00	\$1,000.00
207	Minor Tools & Apparatus	\$872.00	\$200.00	\$1,000.00
SUBTOTAL		<u>\$7,910.00</u>	<u>\$5,800.00</u>	<u>\$7,250.00</u>
<u>MAINTENANCE OF EQUIPMENT</u>				
404	Automotive Equipment	\$392.00	\$1,000.00	\$400.00
411	Radio	\$140.00	\$140.00	\$140.00
SUBTOTAL		<u>\$532.00</u>	<u>\$1,140.00</u>	<u>\$540.00</u>
<u>CONTRACTUAL SERVICES</u>				
501	Communication	\$360.00	\$360.00	\$400.00
503	Liability Insurance	\$257.00	\$350.00	\$350.00
505	Advertising	\$0.00	\$100.00	\$200.00
506	Business & Travel	\$0.00	\$200.00	\$1,000.00
510	Contractual & Fee Basis Services	\$0.00	\$0.00	\$1,000.00
521	Membership & Subscription	\$630.00	\$617.00	\$700.00
523	Workers Compensation	\$134.00	\$500.00	\$500.00
524	Unemployment Compensation	\$148.00	\$260.00	\$260.00
525	Employee Retirement	\$13,110.00	\$14,160.00	\$20,352.00
526	Employee Insurance	\$18,203.00	\$1,808.00	\$19,984.00
527	Payroll Taxes	\$5,742.00	\$6,377.00	\$12,300.00
SUBTOTAL		<u>\$38,584.00</u>	<u>\$24,732.00</u>	<u>\$57,046.00</u>
<u>CAPITAL OUTLAY</u>				
610	Office Equipment	\$0.00	\$0.00	\$0.00
612	Other Equipment	\$0.00	\$0.00	\$0.00
613	Motor Vehicles	\$0.00	\$0.00	\$0.00
SUBTOTAL		<u>\$0.00</u>	<u>\$0.00</u>	<u>\$0.00</u>
TOTAL ALL OBJECT CODES		<u>\$123,158.00</u>	<u>\$109,380.00</u>	<u>\$163,386.00</u>

ANNUAL BUDGET				
SUMMARY				
FUND GENERAL	FUNCTION PUBLIC SERVICE	DEPARTMENT/ACCOUNT SWIMMING POOL		ACCOUNT NUMBER 10-15
OBJECT CODE CLASSIFICATION		ACTUAL 2019-2020	ESTIMATED 2020-2021	PROPOSED 2021-2022
PERSONNEL SERVICES		\$18,667.00	\$31,500.00	\$31,500.00
SUPPLIES AND MATERIALS		\$11,790.00	\$11,950.00	\$22,350.00
MAINTENANCE OF BUILDINGS, STRUCTURES, LAND AND IMPROVEMENTS		\$28.00	\$250.00	\$1,600.00
MAINTENANCE OF EQUIPMENT, MACHINERY, TOOLS AND INSTALLATION		\$2,449.00	\$10,750.00	\$10,750.00
CONTRACTUAL SERVICES		\$20,002.00	\$20,300.00	\$20,300.00
CAPITAL OUTLAY		\$0.00	\$0.00	\$0.00
DEBT SERVICE		\$0.00	\$0.00	\$0.00
TOTAL ALL OBJECT CODES		\$52,936.00	\$74,750.00	\$86,500.00
PERSONNEL ALLOCATION				
POSITION CLASSIFICATION	EMPLOYEES		SALARY RANGE	
	PRESENT	PROPOSED	BASE	MAXIMUM
Temporary Manager	1	1		
Temporary Asistant Manager	1	1		
Lifeguards	13	13		

Swimming Pool
#10-15

		ACTUAL 2019-2020	ESTIMATED 2020-2021	PROPOSED 2021-2022
<u>PERSONNEL SERVICES</u>				
107	Temporary Employees	\$18,667.00	\$31,500.00	\$31,500.00
SUBTOTAL		<u>\$18,667.00</u>	<u>\$31,500.00</u>	<u>\$31,500.00</u>
<u>SUPPLIES AND MATERIALS</u>				
201	Office Supplies	\$80.00	\$350.00	\$350.00
202	Concessions	\$0.00	\$2,800.00	\$2,800.00
203	Furniture/Fixtures	\$0.00	\$0.00	\$1,000.00
204	Uniforms	\$673.00	\$750.00	\$650.00
207	Minor Tools & Apparatus	\$710.00	\$1,000.00	\$1,000.00
208	Janitorial Supplies	\$163.00	\$550.00	\$550.00
209	Chemical & Mechanical Supplies	\$10,164.00	\$6,500.00	\$15,000.00
210	Botanical & Agricultural	\$0.00	\$0.00	\$500.00
215	Other Supplies	\$0.00	\$0.00	\$500.00
SUBTOTAL		<u>\$11,790.00</u>	<u>\$11,950.00</u>	<u>\$22,350.00</u>
<u>MAINTENANCE OF BUILDINGS, ETC.</u>				
301	Buildings & Grounds	\$28.00	\$250.00	\$1,600.00
SUBTOTAL		<u>\$28.00</u>	<u>\$250.00</u>	<u>\$1,600.00</u>
<u>MAINTENANCE OF EQUIPMENT</u>				
402	Machinery	\$624.00	\$3,000.00	\$3,000.00
403	Heating & Cooling	\$0.00	\$0.00	\$0.00
411	PA System	\$0.00	\$250.00	\$250.00
425	Swimming Pool Equipment	\$1,825.00	\$7,500.00	\$7,500.00
SUBTOTAL		<u>\$2,449.00</u>	<u>\$10,750.00</u>	<u>\$10,750.00</u>
<u>CONTRACTUAL SERVICES</u>				
501	Communication	\$420.00	\$500.00	\$500.00
502	Rental of Equipment	\$0.00	\$0.00	\$0.00
503	Liability Insurance	\$1,218.00	\$2,000.00	\$2,000.00
505	Advertising	\$372.00	\$500.00	\$500.00
510	Contractual & Fee Basis Services	\$1,800.00	\$200.00	\$200.00
511	Utility Services	\$12,481.00	\$13,000.00	\$13,000.00
523	Workers Compensation	\$2,170.00	\$2,100.00	\$2,100.00
524	Unemployment Compensation	\$113.00	\$500.00	\$500.00
527	Payroll Taxes	\$1,428.00	\$1,500.00	\$1,500.00
SUBTOTAL		<u>\$20,002.00</u>	<u>\$20,300.00</u>	<u>\$20,300.00</u>
TOTAL ALL OBJECT CODES		<u>\$52,936.00</u>	<u>\$74,750.00</u>	<u>\$86,500.00</u>

ANNUAL BUDGET				
SUMMARY				
FUND GENERAL	FUNCTION SUPPORT SERVICES	DEPARTMENT/ACCOUNT SUPPORT SERVICES		ACCOUNT NUMBER 10-17
OBJECT CODE CLASSIFICATION		ACTUAL 2019-2020	ESTIMATED 2020-2021	PROPOSED 2021-2022
PERSONNEL SERVICES		\$77,296.00	\$75,417.00	\$79,400.00
SUPPLIES AND MATERIALS		\$18,248.00	\$11,268.00	\$31,750.00
MAINTENANCE OF BUILDINGS, STRUCTURES, LAND AND IMPROVEMENTS		\$5,271.00	\$1,310.00	\$4,100.00
MAINTENANCE OF EQUIPMENT, MACHINERY, TOOLS AND INSTALLATION		\$9,827.00	\$5,475.00	\$9,950.00
CONTRACTUAL SERVICES		\$123,802.00	\$118,353.00	\$135,577.00
CAPITAL OUTLAY		\$0.00	\$0.00	\$0.00
DEBT SERVICE		\$0.00	\$0.00	\$0.00
TOTAL ALL OBJECT CODES		\$234,444.00	\$211,823.00	\$260,777.00
PERSONNEL ALLOCATION				
POSITION CLASSIFICATION	EMPLOYEES		SALARY RANGE	
	PRESENT	PROPOSED	BASE	MAXIMUM
Animal Control Officer	1	1		
Service Worker	1	1		

SUPPORT SERVICES

#10-17

		ACTUAL 2019-2020	ESTIMATED 2020-2021	PROPOSED 2021-2022
<u>PERSONNEL SERVICES</u>				
103	Operations & Maintenance	\$71,052.00	\$70,717.00	\$74,700.00
105	Overtime	\$4,884.00	\$3,000.00	\$3,000.00
108	Special Projects	\$1,000.00	\$1,200.00	\$1,200.00
109	Incentive Pay	\$360.00	\$500.00	\$500.00
SUBTOTAL		<u>\$77,296.00</u>	<u>\$75,417.00</u>	<u>\$79,400.00</u>
<u>SUPPLIES AND MATERIALS</u>				
201	Office Supplies	\$304.00	\$240.00	\$1,300.00
204	Uniforms	\$1,004.00	\$800.00	\$1,000.00
205	Tires & Tubes	\$300.00	\$150.00	\$2,000.00
206	Motor Vehicle Supplies	\$1,721.00	\$3,500.00	\$4,000.00
207	Minor Tools & Apparatus	\$10,500.00	\$3,000.00	\$8,000.00
208	Janitorial Supplies	\$543.00	\$300.00	\$700.00
209	Chemical & Mechanical Supplies	\$2,451.00	\$2,628.00	\$4,000.00
210	Botanical & Agricultural	\$1,425.00	\$600.00	\$10,500.00
215	Other Supplies	\$0.00	\$50.00	\$250.00
SUBTOTAL		<u>\$18,248.00</u>	<u>\$11,268.00</u>	<u>\$31,750.00</u>
<u>MAINTENANCE OF BUILDINGS, ETC.</u>				
301	Buildings & Grounds	\$1,011.00	\$250.00	\$2,000.00
307	Water Distribution System	\$4,260.00	\$1,060.00	\$2,100.00
SUBTOTAL		<u>\$5,271.00</u>	<u>\$1,310.00</u>	<u>\$4,100.00</u>
<u>MAINTENANCE OF EQUIPMENT</u>				
402	Machinery	\$1,364.00	\$350.00	\$2,000.00
403	Heating & Cooling Equipment	\$0.00	\$0.00	\$0.00
404	Automotive Equipment	\$4,599.00	\$1,245.00	\$3,000.00
405	Shop Equipment	\$0.00	\$20.00	\$500.00
406	Minor Tools & Equipment	\$0.00	\$0.00	\$250.00
407	Mowing Equipment	\$2,771.00	\$2,660.00	\$3,000.00
411	Radio	\$658.00	\$700.00	\$700.00
422	Playground Equipment	\$435.00	\$500.00	\$500.00
SUBTOTAL		<u>\$9,827.00</u>	<u>\$5,475.00</u>	<u>\$9,950.00</u>
<u>CONTRACTUAL SERVICES</u>				
501	Communication	\$1,123.00	\$1,300.00	\$2,000.00
502	Equipment Rental	\$0.00	\$0.00	\$0.00
503	Liability Insurance	\$1,775.00	\$2,290.00	\$3,900.00
505	Advertising	\$0.00	\$125.00	\$500.00
506	Business & Travel	\$198.00	\$800.00	\$3,000.00
509	Custody Support Services	\$1,867.00	\$2,000.00	\$2,000.00
510	Contractual & Fee Basis Services	\$1,115.00	\$50.00	\$500.00
511	Utility Services	\$79,091.00	\$72,900.00	\$66,382.00
521	Membership & Subscription	\$77.00	\$0.00	\$1,000.00
523	Workers Compensation	\$1,243.00	\$2,160.00	\$2,817.00
524	Unemployment Compensation	\$288.00	\$433.00	\$560.00
525	Employee Retirement	\$13,244.00	\$14,460.00	\$18,659.00
526	Employee Insurance	\$18,068.00	\$16,200.00	\$22,984.00
527	Payroll Taxes	\$5,713.00	\$5,635.00	\$11,275.00
SUBTOTAL		<u>\$123,802.00</u>	<u>\$118,353.00</u>	<u>\$135,577.00</u>
<u>CAPITAL OUTLAY</u>				
601	Buildings	\$0.00	\$0.00	\$0.00
610	Office Equipment	\$0.00	\$0.00	\$0.00
611	Machinery & Equipment	\$0.00	\$0.00	\$0.00
612	Other Equipment	\$0.00	\$0.00	\$0.00
613	Motor Vehicles	\$0.00	\$0.00	\$0.00
614	Shop Equipment	\$0.00	\$0.00	\$0.00
620	Other Improvements	\$0.00	\$0.00	\$0.00
SUBTOTAL		<u>32\$0.00</u>	<u>\$0.00</u>	<u>\$0.00</u>
TOTAL ALL OBJECT CODES		<u>\$234,444.00</u>	<u>\$211,823.00</u>	<u>\$260,777.00</u>

ANNUAL BUDGET				
SUMMARY				
FUND GENERAL	FUNCTION SUPPORT SERVICES	DEPARTMENT/ACCOUNT MAINTENANCE		ACCOUNT NUMBER 10-19
OBJECT CODE CLASSIFICATION		ACTUAL 2019-2020	ESTIMATED 2020-2021	PROPOSED 2021-2022
PERSONNEL SERVICES		\$60,423.00	\$61,687.00	\$62,822.00
SUPPLIES AND MATERIALS		\$12,387.00	\$11,292.00	\$16,950.00
MAINTENANCE OF BUILDINGS, STRUCTURES, LAND AND IMPROVEMENTS		\$499.00	\$100.00	\$600.00
MAINTENANCE OF EQUIPMENT, MACHINERY, TOOLS AND INSTALLATION		\$1,466.00	\$3,200.00	\$3,400.00
CONTRACTUAL SERVICES		\$42,190.00	\$44,004.00	\$53,382.00
CAPITAL OUTLAY		\$0.00	\$0.00	\$21,500.00
TOTAL ALL OBJECT CODES		\$116,965.00	\$120,283.00	\$158,654.00
PERSONNEL ALLOCATION				
POSITION CLASSIFICATION	EMPLOYEES		SALARY RANGE	
	PRESENT	PROPOSED	BASE	MAXIMUM
Maintenance Supervisor	1	1		

**MAINTENANCE
#10-19**

		<u>ACTUAL</u> <u>2019-2020</u>	<u>ESTIMATED</u> <u>2020-2021</u>	<u>PROPOSED</u> <u>2021-2022</u>
<u>PERSONNEL SERVICES</u>				
103	Operations & Maintenance	\$59,443.00	\$60,587.00	\$61,822.00
108	Special Projects	\$500.00	\$600.00	\$500.00
109	Incentive Pay	\$480.00	\$500.00	\$500.00
SUBTOTAL		<u>\$60,423.00</u>	<u>\$61,687.00</u>	<u>\$62,822.00</u>
<u>SUPPLIES AND MATERIALS</u>				
201	Office Supplies	\$579.00	\$50.00	\$500.00
204	Uniforms	\$504.00	\$350.00	\$500.00
205	Tires & Tubes	\$69.00	\$600.00	\$800.00
206	Motor Vehicle Supplies	\$5,764.00	\$5,000.00	\$6,000.00
207	Minor Tools & Apparatus	\$4,509.00	\$4,542.00	\$5,000.00
208	Janitorial Supplies	\$379.00	\$150.00	\$450.00
209	Chemical & Mechanical Supplies	\$583.00	\$600.00	\$3,700.00
SUBTOTAL		<u>\$12,387.00</u>	<u>\$11,292.00</u>	<u>\$16,950.00</u>
<u>MAINTENANCE OF BUILDINGS, ETC.</u>				
301	Buildings & Grounds	\$499.00	\$100.00	\$600.00
SUBTOTAL		<u>\$499.00</u>	<u>\$100.00</u>	<u>\$600.00</u>
<u>MAINTENANCE OF EQUIPMENT</u>				
402	Machinery	\$259.00	\$1,000.00	\$500.00
403	Heating & Cooling Equipment	\$340.00	\$500.00	\$400.00
404	Automotive Equipment	\$805.00	\$1,000.00	\$1,500.00
405	Shop Equipment	\$62.00	\$700.00	\$500.00
406	Minor Tools & Equipment	\$0.00	\$0.00	\$500.00
411	Radio	\$0.00	\$0.00	\$0.00
SUBTOTAL		<u>\$1,466.00</u>	<u>\$3,200.00</u>	<u>\$3,400.00</u>
<u>CONTRACTUAL SERVICES</u>				
501	Communication	\$2,195.00	\$2,500.00	\$2,054.00
503	Liability Insurance	\$2,530.00	\$2,558.00	\$1,550.00
511	Utility Services	\$2,170.00	\$2,400.00	\$2,300.00
521	Memberships & Subscriptions	\$375.00	\$400.00	\$400.00
523	Workers Compensation	\$1,636.00	\$1,720.00	\$1,720.00
524	Unemployment Compensation	\$144.00	\$250.00	\$260.00
525	Employee Retirement	\$10,430.00	\$11,276.00	\$15,654.00
526	Employee Insurance	\$18,171.00	\$18,200.00	\$19,984.00
527	Payroll Taxes	\$4,539.00	\$4,700.00	\$9,460.00
SUBTOTAL		<u>\$42,190.00</u>	<u>\$44,004.00</u>	<u>\$53,382.00</u>
<u>CAPITAL OUTLAY</u>				
601	Buildings	\$0.00	\$0.00	\$0.00
610	Office Equipment	\$0.00	\$0.00	\$0.00
611	Machinery & Equipment	\$0.00	\$0.00	\$0.00
612	Other Equipment	\$0.00	\$0.00	\$16,500.00
613	Motor Vehicles	\$0.00	\$0.00	\$0.00
614	Shop Equipment	\$0.00	\$0.00	\$5,000.00
620	Other Improvements	\$0.00	\$0.00	\$0.00
SUBTOTAL		<u>\$0.00</u>	<u>\$0.00</u>	<u>\$21,500.00</u>
TOTAL ALL OBJECT CODES		<u>\$116,965.00</u>	<u>\$120,283.00</u>	<u>\$158,654.00</u>

ANNUAL BUDGET				
SUMMARY				
FUND	FUNCTION	DEPARTMENT/ACCOUNT		ACCOUNT NUMBER
WATER & SEWER	PUBLIC WORKS	WATER & SEWER		11-21
OBJECT CODE CLASSIFICATION		ACTUAL 2019-2020	ESTIMATED 2020-2021	PROPOSED 2021-2022
PERSONNEL SERVICES		\$210,872.00	\$214,263.00	\$220,206.00
SUPPLIES AND MATERIALS		\$50,667.00	\$50,349.00	\$53,500.00
MAINTENANCE OF BUILDINGS, STRUCTURES, LAND AND IMPROVEMENTS		\$95,661.00	\$67,022.00	\$107,000.00
MAINTENANCE OF EQUIPMENT, MACHINERY, TOOLS AND INSTALLATION		\$9,848.00	\$13,321.00	\$15,663.00
CONTRACTUAL SERVICES		\$334,743.00	\$667,151.00	\$391,691.00
CAPITAL OUTLAY		\$108,023.00	\$3,487,288.00	\$1,226,788.00
DEBT SERVICE		\$395,996.00	\$376,059.00	\$364,972.00
TOTAL ALL OBJECT CODES		<u>\$1,205,810.00</u>	<u>\$4,875,453.00</u>	<u>\$2,379,820.00</u>
PERSONNEL ALLOCATION				
POSITION CLASSIFICATION	EMPLOYEES		SALARY RANGE	
	PRESENT	PROPOSED	BASE	MAXIMUM
W&S Superintendent	1	1		
Service Worker	3	3		

WATER & SEWER
#11-21

		ACTUAL 2019-2020	ESTIMATED 2020-2021	PROPOSED 2021-2022
<u>PERSONNEL SERVICES</u>				
103	Operations & Maintenance	\$187,054.00	\$184,246.00	\$199,206.00
105	Overtime	\$18,155.00	\$24,017.00	\$15,000.00
108	Special Projects	\$2,000.00	\$2,500.00	\$2,500.00
109	Incentive Pay	\$3,663.00	\$3,500.00	\$3,500.00
SUBTOTAL		\$210,872.00	\$214,263.00	\$220,206.00
<u>SUPPLIES AND MATERIALS</u>				
201	Office Supplies	\$2,000.00	\$1,108.00	\$2,000.00
204	Uniforms & Clothing	\$2,800.00	\$2,311.00	\$2,800.00
205	Tires & Tubes	\$1,080.00	\$2,500.00	\$3,000.00
206	Motor Vehicle Supplies	\$8,195.00	\$10,000.00	\$10,000.00
207	Minor Tools & Apparatus	\$15,315.00	\$9,030.00	\$10,000.00
208	Janitorial Supplies	\$186.00	\$75.00	\$500.00
209	Chemical & Mechanical Supplies	\$21,091.00	\$25,325.00	\$22,000.00
215	Other Supplies	\$0.00	\$0.00	\$200.00
SUBTOTAL		\$50,667.00	\$50,349.00	\$53,500.00
<u>MAINTENANCE OF BUILDINGS, ETC.</u>				
301	Buildings & Grounds	\$2,500.00	\$750.00	\$2,500.00
303	Water Chlorination	\$0.00	\$0.00	\$0.00
304	Sanitary Sewers	\$8,859.00	\$3,616.00	\$35,000.00
305	Sewage Treatment Plant	\$5,910.00	\$7,656.00	\$10,000.00
307	Water Distribution System	\$54,301.00	\$35,000.00	\$45,000.00
308	Meters & Settings	\$23,810.00	\$20,000.00	\$7,500.00
313	Water Tower & Tanks	\$281.00	\$0.00	\$7,000.00
SUBTOTAL		\$95,661.00	\$67,022.00	\$107,000.00
<u>MAINTENANCE OF EQUIPMENT</u>				
401	Office Equipment	\$0.00	\$401.00	\$200.00
402	Machinery	\$5,825.00	\$7,500.00	\$7,500.00
403	Heating & Cooling	\$203.00	\$0.00	\$1,963.00
404	Automotive Equipment	\$2,228.00	\$4,720.00	\$4,000.00
405	Shop Equipment	\$0.00	\$0.00	\$0.00
411	Radio	\$1,592.00	\$700.00	\$2,000.00
SUBTOTAL		\$9,848.00	\$13,321.00	\$15,663.00
<u>CONTRACTUAL SERVICES</u>				
501	Communication	\$4,121.00	\$5,736.00	\$5,800.00
502	Rental Fees	\$0.00	\$0.00	\$1,000.00
503	Liability Insurance	\$20,833.00	\$21,270.00	\$21,270.00
505	Advertising	\$2,674.00	\$500.00	\$1,500.00
506	Business & Travel	\$878.00	\$1,650.00	\$6,000.00
510	Contractual & Fee Basis Services	\$42,752.00	\$353,438.00	\$30,000.00
511	Utility Services	\$48,717.00	\$70,000.00	\$70,000.00
517	Other Expenses TRRA	\$327.00	\$225.00	\$500.00
520	Utility User Fee	\$22,181.00	\$17,675.00	\$24,000.00
521	Membership & Subscription	\$2,955.00	\$1,418.00	\$5,000.00
522	Administrative Expense	\$69,063.00	\$69,000.00	\$69,000.00
523	Workers Compensation	\$6,697.00	\$9,010.00	\$9,010.00
524	Unemployment Compensation	\$576.00	\$1,000.00	\$1,040.00
525	Employee Retirement	\$36,203.00	\$39,645.00	\$50,280.00
526	Employee Insurance	\$61,002.00	\$60,035.00	\$66,813.00
527	Payroll Taxes	\$15,764.00	\$16,549.00	\$30,478.00
SUBTOTAL		\$334,743.00	\$667,151.00	\$391,691.00

CAPITAL OUTLAY

601	Buildings	\$0.00	\$0.00	\$0.00
602	Land	\$0.00	\$0.00	\$0.00
610	Office Equipment	\$0.00	\$0.00	\$2,000.00
611	Machinery & Equipment	\$17,106.00	\$0.00	\$70,598.00
612	Other Equipment	\$0.00	\$0.00	\$6,000.00
613	Motor Vehicles	\$29,947.00	\$0.00	\$31,000.00
614	Shop Equipment	\$0.00	\$0.00	\$0.00
617	Water System Improvement	\$60,970.00	\$3,487,288.00	\$266,500.00
618	Sewer System Improvement	\$0.00	\$0.00	\$850,690.00
SUBTOTAL		\$108,023.00	\$3,487,288.00	\$1,226,788.00

DEBT SERVICE

701	Principal- Certificates of Obligation	\$339,210.00	\$277,171.00	\$277,171.00
711	Interest- Certificates of Obligation	\$56,786.00	\$98,888.00	\$87,801.00
SUBTOTAL		\$395,996.00	\$376,059.00	\$364,972.00
TOTAL ALL OBJECT CODES		\$1,205,810.00	\$4,875,453.00	\$2,379,820.00

LINE 617 are 2020-2021 expenses for TxDot U.S. 60/83 Utility Relocation Project: \$ 3,303,728.80 + WATER METERES \$450,000. 2021-2022 are the remainder of the expenses. We will be reimbursed approximately 80% of the TxDot expenses, which will appear in the SUMMARY OFF ALL PROPOSED REVENUES.

LINE 618 Sewer System improvement will be partially funded (\$588K) via American Recovery Act.

ANNUAL BUDGET				
SUMMARY				
FUND WATER & SEWER	FUNCTION SUPPORT SERVICES	DEPARTMENT/ACCOUNT UTILITY BILLING		ACCOUNT NUMBER 11-22
OBJECT CODE CLASSIFICATION		ACTUAL 2019-2020	ESTIMATED 2020-2021	PROPOSED 2021-2022
PERSONNEL SERVICES		\$37,601.00	\$38,400.00	\$39,500.00
SUPPLIES AND MATERIALS		\$12,313.00	\$10,032.00	\$10,000.00
CONTRACTUAL SERVICES		\$13,002.00	\$14,623.00	\$21,753.00
CAPITAL OUTLAY		\$0.00	\$0.00	\$0.00
DEBT SERVICE		\$0.00	\$0.00	\$0.00
TOTAL ALL OBJECT CODES		\$62,916.00	\$63,055.00	\$71,253.00
PERSONNEL ALLOCATION				
POSITION CLASSIFICATION	EMPLOYEES		SALARY RANGE	
	PRESENT	PROPOSED	BASE	MAXIMUM
Utility Clerk	1	1		

UTILITY BILLING
#11-22

		ACTUAL 2019-2020	ESTIMATED 2020-2021	PROPOSED 2021-2022
<u>PERSONNEL SERVICES</u>				
102	Clerical	\$36,981.00	\$37,700.00	\$38,500.00
108	Special Projects	\$500.00	\$600.00	\$600.00
109	Incentive Pay	\$120.00	\$100.00	\$400.00
SUBTOTAL		\$37,601.00	\$38,400.00	\$39,500.00
<u>SUPPLIES AND MATERIALS</u>				
201	Office Supplies	\$12,313.00	\$10,032.00	\$10,000.00
SUBTOTAL		\$12,313.00	\$10,032.00	\$10,000.00
<u>CONTRACTUAL SERVICES</u>				
503	Liability Insurance	\$0.00	\$500.00	\$500.00
506	Business & Travel	\$1,180.00	\$1,270.00	\$2,000.00
508	Car Allowance	\$0.00	\$0.00	\$300.00
510	Contractual and Fee Basis Services	\$2,175.00	\$2,500.00	\$2,500.00
521	Membership & Subscription	\$0.00	\$100.00	\$300.00
523	Workers Compensation	\$172.00	\$337.00	\$200.00
524	Unemployment Compensation	\$144.00	\$200.00	\$260.00
525	Employee Retirement	\$6,411.00	\$6,790.00	\$9,750.00
526	Employee Insurance	\$43.00	\$43.00	\$43.00
527	Payroll Taxes	\$2,877.00	\$2,883.00	\$5,900.00
SUBTOTAL		\$13,002.00	\$14,623.00	\$21,753.00
TOTAL ALL OBJECT CODES		\$62,916.00	\$63,055.00	\$71,253.00

ANNUAL BUDGET				
SUMMARY				
FUND	FUNCTION	DEPARTMENT/ACCOUNT		ACCOUNT NUMBER
SANITATION	PUBLIC WORKS	TRASH COLLECTION		12-30
OBJECT CODE CLASSIFICATION		ACTUAL 2019-2020	ESTIMATED 2020-2021	PROPOSED 2021-2022
PERSONNEL SERVICES		\$90,523.00	\$88,150.00	\$91,350.00
SUPPLIES AND MATERIALS		\$10,776.00	\$16,987.00	\$40,700.00
MAINTENANCE OF BUILDINGS, STRUCTURES, LAND AND IMPROVEMENTS		\$50.00	\$0.00	\$1,000.00
MAINTENANCE OF EQUIPMENT, MACHINERY, TOOLS AND INSTALLATION		\$13,531.00	\$15,550.00	\$18,500.00
CONTRACTUAL SERVICES		\$87,160.00	\$92,570.00	\$112,231.00
CAPITAL OUTLAY		\$0.00	\$0.00	\$200,000.00
DEBT SERVICE		\$0.00	\$0.00	\$0.00
TOTAL ALL OBJECT CODES		\$202,040.00	\$213,257.00	\$463,781.00
PERSONNEL ALLOCATION				
POSITION CLASSIFICATION	EMPLOYEES		SALARY RANGE	
	PRESENT	PROPOSED	BASE	MAXIMUM
Trash Truck Driver	2	2		

TRASH COLLECTION
#12-30

	ACTUAL 2019-2020	ESTIMATED 2020 - 2021	PROPOSED 2021-2022
<u>PERSONNEL SERVICES</u>			
103 Operations & Maintenance	\$86,673.00	\$85,700.00	\$87,500.00
105 Overtime	\$2,600.00	\$1,000.00	\$2,600.00
108 Special Projects	\$1,000.00	\$1,200.00	\$1,000.00
109 Incentive Pay	\$250.00	\$250.00	\$250.00
SUBTOTAL	<u>\$90,523.00</u>	<u>\$88,150.00</u>	<u>\$91,350.00</u>
<u>SUPPLIES AND MATERIALS</u>			
201 Office Supplies	\$38.00	\$0.00	\$100.00
204 Uniforms	\$1,405.00	\$1,000.00	\$2,000.00
205 Tires & Tubes	\$2,606.00	\$3,387.00	\$7,000.00
206 Motor Vehicle Supplies	\$6,296.00	\$12,000.00	\$14,000.00
207 Minor Tools & Apparatus	\$414.00	\$500.00	\$16,000.00
208 Janitorial Supplies	\$17.00	\$100.00	\$100.00
209 Chemical & Mechanical	\$0.00	\$0.00	\$0.00
215 Other Supplies	\$0.00	\$0.00	\$1,500.00
SUBTOTAL	<u>\$10,776.00</u>	<u>\$16,987.00</u>	<u>\$40,700.00</u>
<u>MAINTENANCE OF BUILDINGS, ETC.</u>			
301 Buildings & Grounds	\$50.00	\$0.00	\$1,000.00
SUBTOTAL	<u>\$50.00</u>	<u>\$0.00</u>	<u>\$1,000.00</u>
<u>MAINTENANCE OF EQUIPMENT</u>			
402 Machinery	\$1,750.00	\$250.00	\$1,000.00
404 Automotive Equipment	\$11,502.00	\$15,000.00	\$17,000.00
411 Radio	\$279.00	\$300.00	\$500.00
SUBTOTAL	<u>\$13,531.00</u>	<u>\$15,550.00</u>	<u>\$18,500.00</u>
<u>CONTRACTUAL SERVICES</u>			
501 Communication	\$0.00	\$0.00	\$400.00
503 Liability Insurance	\$4,796.00	\$5,500.00	\$5,500.00
505 Advertising	\$357.00	\$100.00	\$400.00
506 Business & Travel	\$67.00	\$250.00	\$250.00
510 Contractual & Fee Basis Services	\$83.00	\$250.00	\$5,000.00
511 Utility Services	\$868.00	\$1,000.00	\$1,500.00
520 Utility User Fee	\$10,802.00	\$10,400.00	\$10,400.00
521 Membership & Subscription	\$0.00	\$0.00	\$1,100.00
522 Administrative Expense	\$12,850.00	\$12,850.00	\$12,850.00
523 Workers Compensation	\$4,469.00	\$4,800.00	\$4,600.00
524 Unemployment Compensation	\$288.00	\$500.00	\$520.00
525 Employee Retirement	\$15,170.00	\$14,950.00	\$22,200.00
526 Employee Insurance	\$30,853.00	\$35,070.00	\$34,111.00
527 Payroll Taxes	\$6,557.00	\$6,900.00	\$13,400.00
SUBTOTAL	<u>\$87,160.00</u>	<u>\$92,570.00</u>	<u>\$112,231.00</u>
<u>CAPITAL OUTLAY</u>			
613 Motor Vehicles	\$0.00	\$0.00	\$0.00
615 Refuse Collection Equipment	\$0.00	\$0.00	\$200,000.00
SUBTOTAL	<u>\$0.00</u>	<u>\$0.00</u>	<u>\$200,000.00</u>
TOTAL ALL OBJECT CODES	<u>\$202,040.00</u>	<u>\$213,257.00</u>	<u>\$463,781.00</u>

ANNUAL BUDGET				
SUMMARY				
FUND SANITATION	FUNCTION PUBLIC WORKS	DEPARTMENT/ACCOUNT TRANSFER STATION		ACCOUNT NUMBER 12-32
OBJECT CODE CLASSIFICATION		ACTUAL 2019-2020	ESTIMATED 2020-2021	PROPOSED 2021-2022
PERSONNEL SERVICES		\$136,588.00	\$139,687.00	\$144,000.00
SUPPLIES AND MATERIALS		\$20,539.00	\$20,982.00	\$36,500.00
MAINTENANCE OF BUILDINGS, STRUCTURES, LAND AND IMPROVEMENTS		\$323.00	\$100.00	\$10,000.00
MAINTENANCE OF EQUIPMENT, MACHINERY, TOOLS AND INSTALLATION		\$26,788.00	\$8,940.00	\$12,050.00
CONTRACTUAL SERVICES		\$103,552.00	\$102,006.00	\$141,455.00
CAPITAL OUTLAY		\$27,665.00	\$0.00	\$0.00
TOTAL ALL OBJECT CODES		\$315,455.00	\$271,715.00	\$344,005.00
PERSONNEL ALLOCATION				
POSITION CLASSIFICATION	EMPLOYEES		SALARY RANGE	
	PRESENT	PROPOSED	BASE	MAXIMUM
Sanitation Superintendent	1	1		
Service Worker	2	2		

TRANSFER STATION

#12-32

		ACTUAL	ESTIMATED	PROPOSED
		2019-2020	2020-2021	2021-2022
<u>PERSONNEL SERVICES</u>				
103	Operations & Maintenance	\$133,850.00	\$136,387.00	\$139,300.00
105	Overtime	\$158.00	\$500.00	\$1,900.00
106	Part Time	\$0.00	\$0.00	\$0.00
108	Special Projects	\$1,500.00	\$1,800.00	\$1,800.00
109	Incentive Pay	\$1,080.00	\$1,000.00	\$1,000.00
SUBTOTAL		<u>\$136,588.00</u>	<u>\$139,687.00</u>	<u>\$144,000.00</u>
<u>SUPPLIES AND MATERIALS</u>				
201	Office Supplies	\$3,601.00	\$450.00	\$3,000.00
203	Furniture/Fixtures	\$0.00	\$0.00	\$0.00
204	Uniforms & Clothing	\$846.00	\$685.00	\$1,200.00
205	Tires & Tubes	\$1,226.00	\$5,940.00	\$12,000.00
206	Motor Vehicle Supplies	\$12,000.00	\$13,000.00	\$14,000.00
207	Minor Tools & Apparatus	\$2,443.00	\$557.00	\$5,000.00
208	Janitorial Supplies	\$399.00	\$350.00	\$800.00
209	Chemical & Mechanical Supplies	\$24.00	\$0.00	\$500.00
215	Other Supplies	\$0.00	\$0.00	\$0.00
SUBTOTAL		<u>\$20,539.00</u>	<u>\$20,982.00</u>	<u>\$36,500.00</u>
<u>MAINTENANCE OF BUILDINGS, ETC.</u>				
301	Buildings & Grounds	\$323.00	\$100.00	\$10,000.00
SUBTOTAL		<u>\$323.00</u>	<u>\$100.00</u>	<u>\$10,000.00</u>
<u>MAINTENANCE OF EQUIPMENT</u>				
402	Machinery	\$4,528.00	\$7,610.00	\$8,000.00
403	Heating and Cooling Equipment	\$0.00	\$0.00	\$500.00
404	Automotive Equipment	\$21,950.00	\$1,080.00	\$2,500.00
405	Shop Equipment	\$0.00	\$0.00	\$0.00
411	Radio	\$310.00	\$250.00	\$1,050.00
SUBTOTAL		<u>\$26,788.00</u>	<u>\$8,940.00</u>	<u>\$12,050.00</u>
<u>CONTRACTUAL SERVICES</u>				
501	Communication	\$2,863.00	\$2,600.00	\$4,200.00
502	Rental of Equipment	\$0.00	\$0.00	\$0.00
503	Liability Insurance	\$858.00	\$1,306.00	\$4,000.00
505	Advertising	\$92.00	\$100.00	\$400.00
506	Business & Travel	\$0.00	\$0.00	\$4,000.00
510	Contractual & Fee Basis Services	\$1,008.00	\$1,200.00	\$12,500.00
511	Utility Services	\$5,049.00	\$7,000.00	\$7,000.00
521	Membership & Subscription	\$1,123.00	\$1,000.00	\$1,300.00
522	Administrative Expense	\$14,500.00	\$14,500.00	\$14,500.00
523	Workers Compensation	\$4,469.00	\$4,920.00	\$4,500.00
524	Unemployment Compensation	\$432.00	\$750.00	\$780.00
525	Employee Retirement	\$23,527.00	\$25,740.00	\$35,300.00
526	Employee Insurance	\$39,527.00	\$32,540.00	\$31,675.00
527	Payroll Taxes	\$10,104.00	\$10,350.00	\$21,300.00
SUBTOTAL		<u>\$103,552.00</u>	<u>\$102,006.00</u>	<u>\$141,455.00</u>
<u>CAPITAL OUTLAY</u>				
611	Machinery and Equipment	\$0.00	\$0.00	\$0.00
612	Other Equipment	\$0.00	\$0.00	\$0.00
613	Motor Vehicles	\$27,665.00	\$0.00	\$0.00
SUBTOTAL		<u>\$27,665.00</u>	<u>\$0.00</u>	<u>\$0.00</u>
TOTAL ALL OBJECT CODES		<u>\$315,455.00</u>	<u>\$271,715.00</u>	<u>\$344,005.00</u>

ANNUAL BUDGET				
SUMMARY				
FUND C.A.R.E.	FUNCTION	DEPARTMENT/ACCOUNT C.A.R.E.		ACCOUNT NUMBER 13-36
OBJECT CODE CLASSIFICATION		ACTUAL 2019-2020	ESTIMATED 2020-2021	PROPOSED 2021-2022
CONTRACTUAL SERVICES		\$0.00	\$1,361.00	\$50,000.00
TOTAL ALL OBJECT CODES		<u>\$0.00</u>	\$1,361.00	\$50,000.00
PERSONNEL ALLOCATION				
POSITION CLASSIFICATION	EMPLOYEES		SALARY RANGE	
	PRESENT	PROPOSED	BASE	MAXIMUM
No Personnel in this Department				

Cultural Arts &Recreational Enhancement (C.A.R.E.)
#13-36

		<u>ACTUAL</u> 2019-2020	<u>ESTIMATED</u> 2020--2021	<u>PROPOSED</u> 2020--2021
<u>CONTRACTUAL SERVICES</u>				
506	Business & Travel	\$0.00	\$0.00	\$0.00
510	Contractual & Fee Basis Services	<u>\$0.00</u>	<u>\$1,361.00</u>	<u>\$50,000.00</u>
SUBTOTAL		<u><u>\$0.00</u></u>	<u><u>\$1,361.00</u></u>	<u><u>\$50,000.00</u></u>
TOTAL ALL OBJECT CODES		<u><u>\$0.00</u></u>	<u><u>\$1,361.00</u></u>	<u><u>\$50,000.00</u></u>

ANNUAL BUDGET				
SUMMARY				
FUND GOLF COURSE	FUNCTION PUBLIC SERVICE	DEPARTMENT/ACCOUNT GOLF COURSE		ACCOUNT NUMBER 14-40
OBJECT CODE CLASSIFICATION		ACTUAL 2019-2020	ESTIMATED 2020-2021	PROPOSED 2021-2022
PERSONNEL SERVICES		\$44,197.00	\$50,137.00	\$54,700.00
SUPPLIES AND MATERIALS		\$20,054.00	\$16,153.00	\$27,950.00
MAINTENANCE OF BUILDINGS, STRUCTURES, LAND AND IMPROVEMENTS		\$18,896.00	\$10,200.00	\$11,000.00
MAINTENANCE OF EQUIPMENT, MACHINERY, TOOLS AND INSTALLATION		\$5,512.00	\$4,700.00	\$6,050.00
CONTRACTUAL SERVICES		\$93,524.00	\$90,194.00	\$112,197.00
CAPITAL OUTLAY		\$45,706.00	\$23,866.00	\$28,000.00
DEBT SERVICE		\$0.00	\$0.00	\$0.00
TOTAL ALL OBJECT CODES		\$227,889.00	\$195,250.00	\$239,897.00
PERSONNEL ALLOCATION				
POSITION CLASSIFICATION	EMPLOYEES		SALARY RANGE	
	PRESENT	PROPOSED	BASE	MAXIMUM
Superintendent	1	1		

		GOLF COURSE		
		#14-40		
		ACTUAL	ESTIMATED	PROPOSED
		2019-2020	2020-2021	2021-2022
<u>PERSONNEL SERVICES</u>				
103	Operations & Maintenance	\$43,697.00	\$44,537.00	\$47,100.00
106	Part - Time	\$0.00	\$5,000.00	\$7,000.00
108	Special Projects	\$500.00	\$600.00	\$600.00
SUBTOTAL		<u>\$44,197.00</u>	<u>\$50,137.00</u>	<u>\$54,700.00</u>
<u>SUPPLIES AND MATERIALS</u>				
201	Office Supplies	\$2,914.00	\$1,500.00	\$1,500.00
205	Tires & Tubes	\$10.00	\$100.00	\$400.00
206	Motor Vehicle Supplies	\$2,086.00	\$2,678.00	\$4,800.00
207	Minor Tools & Apparatus	\$732.00	\$1,400.00	\$1,500.00
208	Janitorial Supplies	\$309.00	\$475.00	\$750.00
209	Chemical & Mechanical Supplies	\$14,003.00	\$10,000.00	\$19,000.00
SUBTOTAL		<u>\$20,054.00</u>	<u>\$16,153.00</u>	<u>\$27,950.00</u>
<u>MAINTENANCE OF BUILDINGS, ETC.</u>				
301	Buildings & Grounds	\$2,869.00	\$2,400.00	\$2,000.00
307	Water Distribution System	\$10,218.00	\$5,500.00	\$4,000.00
309	Golf Course Maintenance	\$5,809.00	\$2,300.00	\$5,000.00
SUBTOTAL		<u>\$18,896.00</u>	<u>\$10,200.00</u>	<u>\$11,000.00</u>
<u>MAINTENANCE OF EQUIPMENT</u>				
402	Machinery	\$5,417.00	\$4,500.00	\$4,000.00
403	Heating & Cooling Equipment	\$0.00	\$0.00	\$500.00
404	Automotive Equipment	\$95.00	\$100.00	\$1,000.00
405	Shop Equipment	\$0.00	\$50.00	\$150.00
406	Minor Tools & Equip	\$0.00	\$50.00	\$400.00
SUBTOTAL		<u>\$5,512.00</u>	<u>\$4,700.00</u>	<u>\$6,050.00</u>
<u>CONTRACTUAL SERVICES</u>				
501	Communication	\$2,647.00	\$2,400.00	\$2,400.00
502	Rental of Equipment	\$0.00	\$0.00	\$2,000.00
503	Liability Insurance	\$3,200.00	\$206.00	\$3,100.00
505	Advertising	\$185.00	\$150.00	\$1,000.00
510	Contractual & Fee Basis Services	\$39,930.00	\$37,500.00	\$37,500.00
511	Utility Services	\$20,721.00	\$22,850.00	\$30,000.00
521	Membership & Subscription	\$2,095.00	\$1,800.00	\$1,500.00
523	Workers Compensation	\$1,333.00	\$1,350.00	\$1,200.00
524	Unemployment Compensation	\$146.00	\$250.00	\$260.00
525	Employee Retirement	\$7,536.00	\$8,165.00	\$11,910.00
526	Employee Insurance	\$12,512.00	\$12,050.00	\$14,127.00
527	Payroll Taxes	\$3,219.00	\$3,473.00	\$7,200.00
SUBTOTAL		<u>\$93,524.00</u>	<u>\$90,194.00</u>	<u>\$112,197.00</u>
<u>CAPITAL OUTLAY</u>				
601	Buildings	\$0.00	\$0.00	\$0.00
610	Office Equipment	\$0.00	\$0.00	\$0.00
611	Machinery & Equipment	\$16,148.00	\$23,866.00	\$25,000.00
612	Other Equipment	\$0.00	\$0.00	\$0.00
613	Vehicles & Supplies	\$0.00	\$0.00	\$0.00
617	Water System Improvements	\$29,558.00	\$0.00	\$3,000.00
620	Other Improvements	\$0.00	\$0.00	\$0.00
SUBTOTAL		<u>\$45,706.00</u>	<u>\$23,866.00</u>	<u>\$28,000.00</u>
TOTAL ALL OBJECT CODES		<u>\$227,889.00</u>	<u>\$195,250.00</u>	<u>\$239,897.00</u>

ANNUAL BUDGET				
SUMMARY				
FUND	FUNCTION	DEPARTMENT/ACCOUNT		ACCOUNT NUMBER
SPECIAL REVENUE	HOTEL OCC. TAX	HOTEL OCCUPANCY TAX		18-42
OBJECT CODE CLASSIFICATION		ACTUAL 2019-2020	ESTIMATED 2020-2021	PROPOSED 2021-2022
PERSONNEL SERVICES		\$0.00	\$0.00	\$1,000.00
MAINTENANCE OF BUILDINGS, STRUCTURES, LAND AND IMPROVEMENTS		\$0.00	\$0.00	\$0.00
MAINTENANCE OF EQUIPMENT, MACHINERY, TOOLS AND INSTALLATION		\$0.00	\$0.00	\$0.00
CONTRACTUAL SERVICES		\$129,811.00	\$43,230.00	\$67,184.00
CAPITAL OUTLAY		\$337,758.00	\$0.00	\$0.00
DEBT SERVICE		\$0.00	\$0.00	\$0.00
TOTAL ALL OBJECT CODES		\$467,569.00	\$43,230.00	\$68,184.00
PERSONNEL ALLOCATION				
POSITION CLASSIFICATION	EMPLOYEES		SALARY RANGE	
	PRESENT	PROPOSED	BASE	MAXIMUM
No Personnel in this Department				

HOTEL OCCUPANCY TAX
#18-42

	ACTUAL 2019- 2020	ESTIMATED 2020- 2021	PROPOSED 2021- 2022
<u>MAINTENANCE OF BUILDINGS, ETC.</u>			
301 Buildings & Grounds	<u>\$0.00</u>	<u>\$0.00</u>	<u>\$1,000.00</u>
SUBTOTAL	<u>\$0.00</u>	<u>\$0.00</u>	<u>\$1,000.00</u>
<u>CONTRACTUAL SERVICES</u>			
510 Contractual & Fee Basis Services	<u>\$129,811.00</u>	<u>\$43,230.00</u>	<u>\$67,184.00</u>
SUBTOTAL	<u>\$129,811.00</u>	<u>\$43,230.00</u>	<u>\$67,184.00</u>
<u>CAPITAL OUTLAY</u>			
612 Other Equipment	\$0.00	\$0.00	\$0.00
620 Other Improvements	<u>\$337,758.00</u>	<u>\$0.00</u>	<u>\$0.00</u>
SUBTOTAL	<u>\$337,758.00</u>	<u>\$0.00</u>	<u>\$0.00</u>
TOTAL ALL OBJECT CODES	<u>\$467,569.00</u>	<u>\$43,230.00</u>	<u>\$68,184.00</u>